

zumiez

**Notice of 2014 Annual Meeting
And Proxy Statement
2013 Annual Report on Form 10-K**



4001 204th Street SW
Lynnwood, Washington 98036

NOTICE OF ANNUAL MEETING OF SHAREHOLDERS
To Be Held On May 21, 2014

Dear Shareholder:

You are cordially invited to attend the 2014 annual meeting of shareholders of Zumiez Inc., a Washington corporation. Zumiez is also referred to as “we,” “our,” “us” and the “Company.” The meeting will be held on Wednesday, May 21, 2014 at 1:00 p.m. (Pacific Time) at our headquarters located at 4001 204th Street SW, Lynnwood, Washington 98036 for the following purposes:

1. To elect three directors to hold office until our 2017 annual meeting of shareholders;
2. To hold an advisory, non-binding, vote on executive compensation;
3. Approval of the Zumiez 2014 Equity Incentive Plan;
4. Approval of the Zumiez 2014 Employee Stock Purchase Plan;
5. To consider and act upon a proposal to ratify the selection of Moss Adams LLP as our independent registered public accounting firm for the fiscal year ending January 31, 2015 (“fiscal 2014”); and
6. To conduct any other business properly brought before the meeting.

These items of business are more fully described in the Proxy Statement accompanying this Notice.

Our board of directors recommends a vote “**For**” Items 1 through 5. The record date for the annual meeting is March 17, 2014. Only shareholders of record at the close of business on that date may vote at the meeting or any adjournment or postponement thereof.

Under the Securities and Exchange Commission (“SEC”) rules that allow companies to furnish proxy materials to shareholders over the Internet, we have elected to deliver our proxy materials to the majority of our shareholders over the Internet. The delivery process will allow us to provide shareholders with the information they need, while at the same time conserving natural resources and lowering the cost of delivery. On or about April 11, 2014, we mailed to our shareholders a Notice of Internet Availability of Proxy Materials (the “Notice”) containing instructions on how to access our fiscal year ending February 1, 2014 (“fiscal 2013”) Proxy Statement and 2013 Annual Report to Shareholders. The Notice also provides instructions on how to vote online or by telephone and includes instructions on how to receive a paper copy of the proxy materials by mail.

YOUR VOTE IS IMPORTANT!

Whether or not you attend the annual meeting, it is important that your shares be represented and voted at the meeting. Therefore, we urge you to promptly vote online, by telephone, or if you received a paper copy of the voting card, submit your proxy by signing, dating and returning the accompanying proxy card in the enclosed prepaid return envelope. If you decide to attend the annual meeting and you are a shareholder of record, you will be able to vote in person even if you have previously submitted your proxy.

IMPORTANT NOTICE REGARDING THE AVAILABILITY OF PROXY MATERIALS FOR THE ANNUAL MEETING OF SHAREHOLDERS TO BE HELD ON MAY 21, 2014: The Notice of Annual Meeting of Shareholders, Proxy Statement and the Annual Report to Shareholders are available on the internet at <http://ir.zumiez.com/phoenix.zhtml?c=188692&p=irol-reports>.

By Order of the Board of Directors
Chris K. Visser
General Counsel and Corporate Secretary

Lynnwood, Washington
April 11, 2014



4001 204th Street SW
Lynnwood, Washington 98036

**PROXY STATEMENT
FOR THE ANNUAL MEETING OF SHAREHOLDERS
TO BE HELD MAY 21, 2014**

QUESTIONS AND ANSWERS

Why am I receiving these proxy materials?

We are making available to you this proxy statement and the accompanying proxy card because the board of directors of Zumiez Inc. (“Zumiez,” “we,” “us” and the “Company”) is soliciting your proxy to vote at our 2014 annual meeting of shareholders. You are invited to attend the annual meeting to vote on the proposals described in this proxy statement. Should you choose to attend, you must be ready to present proof of your ownership of Zumiez stock as of the record date, March 17, 2014, to attend the meeting. However, you do not need to attend the meeting to vote your shares. For more information on voting, see information below under the section heading “How do I vote?”

We intend to mail or otherwise make available this proxy statement and the accompanying proxy card on or about April 11, 2014 to all shareholders of record entitled to vote at the annual meeting.

Who can vote at the annual meeting?

Only shareholders of record at the close of business on March 17, 2014, the record date for the annual meeting, will be entitled to vote at the annual meeting. At the close of business on the record date, there were 29,226,312 shares of common stock outstanding and entitled to vote.

Shareholder of Record: Shares Registered in Your Name

If, at the close of business on the record date, your shares were registered directly in your name with our transfer agent, American Stock Transfer & Trust Company, then you are a shareholder of record. As a shareholder of record, you may vote in person at the meeting or vote by proxy. Whether or not you plan to attend the meeting, we urge you vote your proxy to ensure your vote is counted.

Beneficial Owner: Shares Registered in the Name of a Broker, Bank or Other Agent

If, at the close of business on the record date, your shares were not held in your name, but rather in an account at a brokerage firm, bank or other agent, then you are the beneficial owner of shares held in “street name” and these proxy materials are being forwarded to you by your broker, bank or other agent. The broker, bank or other agent holding your account is considered to be the shareholder of record for purposes of voting at the annual meeting. As a beneficial owner, you have the right to direct your broker, bank or other agent on how to vote the shares in your account. You are also invited to attend the annual meeting. Should you choose to attend, you must be ready to present proof of your ownership of Zumiez stock as of the record date, March 17, 2014, in order to attend the meeting. However, since you are not the shareholder of record, you may not vote your shares in person at the meeting unless you request and obtain a valid legal proxy issued in your name from your broker, bank or other agent. For more information about a legal proxy, see the information, below, under the section heading “How do I vote?—Beneficial Owner: Shares Registered in the Name of Broker, Bank or Other Agent.”

What am I voting on?

You are being asked to vote on the following matters:

- Election of three directors (Proposal 1);
- An advisory, non-binding, vote on executive compensation (Proposal 2);
- Approval of the Zumiez 2014 Equity Incentive Plan (Proposal 3);
- Approval of the Zumiez 2014 Employee Stock Purchase Plan (Proposal 4); and
- To consider and act upon a proposal to ratify the selection of Moss Adams LLP as our independent registered public accounting firm for the fiscal year ending January 31, 2015 (“fiscal 2014”) (Proposal 5).

When you vote your proxy, you appoint Chris K. Visser and Richard M. Brooks as your representatives at the meeting. When we refer to the “named proxies,” we are referring to Mr. Visser and Mr. Brooks. This way, your shares will be voted even if you cannot attend the meeting.

How do I vote?

For Proposals 1 through 5, you may vote “For,” “Against” or “Abstain” from voting (for the election of directors, you may do this for any director nominee that you specify). The procedures for voting are as follows:

Shareholder of Record: Shares Registered in Your Name

If you are a shareholder of record, you may vote in person at the annual meeting, via the internet, by telephone or by proxy card. Whether or not you plan to attend the meeting, we urge you to vote by proxy to ensure your vote is counted. You may still attend the meeting and vote in person if you have already voted by proxy.

- To vote in person, come to the annual meeting and we will give you a ballot when you arrive. Please be prepared to present proof of your ownership of Zumiez stock as of March 17, 2014.
- To vote via the internet—You may vote online at www.proxyvote.com. Voting on the internet has the same effect as voting by mail or by telephone. If you vote via the internet, do not return your proxy card and do not vote by telephone. Internet voting will be available until 11:59 p.m. Eastern time, May 20, 2014.
- To vote by telephone—You may vote by telephone by calling 1-800-690-6903 and following the automated voicemail instructions. Voting by telephone has the same effect as voting by mail or via the internet. If you vote by telephone, do not return your proxy card and do not vote via the internet. Telephone voting will be available until 11:59 p.m. Eastern time, May 20, 2014.
- To vote using the proxy card, simply complete, sign and date the proxy card and return it promptly in the envelope provided. If you return your signed proxy card to us before the annual meeting, we will vote your shares as you direct.

Beneficial Owner: Shares Registered in the Name of Broker, Bank or Other Agent

If you are a beneficial owner of shares registered in the name of your broker, bank or other agent, you should have received a proxy or voting instruction form with these proxy materials from that organization rather than from us. You can vote by using the proxy or voting information form provided by your broker, bank or other agent or, if made available, vote by telephone or via the internet. To vote in person at the annual meeting, you must obtain a legal proxy from your broker, bank or other agent. Under a legal proxy, the bank, broker, or other agent confers all of its rights as a record holder (which may in turn have been passed on to it by the ultimate

record holder) to grant proxies or to vote at the meeting. Follow the instructions from your broker, bank or other agent included with these proxy materials, or contact your broker, bank or other agent to request a legal proxy. Please allow sufficient time to receive a legal proxy through the mail after your broker, bank or other agent receives your request.

How many votes do I have?

On each matter to be voted upon, you have one vote for each share of Zumiez common stock you own as of the close of business on March 17, 2014, the record date for the annual meeting.

What if I return a proxy card but do not make specific choices?

If you return a signed and dated proxy card without marking any voting selections, your shares will be voted in the following manner:

- “For” the election of all nominees for director (Proposal 1);
- “For” the approval of the compensation of the Company’s named executive officers as disclosed in these materials (Proposal 2);
- “For” the approval of the Zumiez 2014 Equity Incentive Plan (Proposal 3);
- “For” the approval of the Zumiez 2014 Employee Stock Purchase Plan (Proposal 4); and
- “For” the ratification of the selection of Moss Adams LLP as our independent registered public accounting firm for fiscal 2014 (Proposal 5).

If any other matter is properly presented at the meeting, one of the named proxies on your proxy card as your proxy will vote your shares using his discretion.

Who is paying for this proxy solicitation?

We will pay for the entire cost of soliciting proxies. In addition to mailed proxy materials, our directors and employees may also solicit proxies in person, by telephone or by other means of communication. Directors and employees will not be paid any additional compensation for soliciting proxies. We may also reimburse brokerage firms, banks and other agents for the cost of forwarding proxy materials to beneficial owners. We have retained Advantage Proxy to act as a proxy solicitor in conjunction with the annual meeting. We have agreed to pay Advantage Proxy approximately \$3,500 for proxy solicitation services.

What does it mean if I receive more than one proxy card?

If you receive more than one proxy card, your shares are registered in more than one name and/or are registered in different accounts. Please complete, sign and return **each** proxy card to ensure that all of your shares are voted. Alternatively, if you vote by telephone or via the internet, you will need to vote once for each proxy card and voting instruction card you receive.

Can I change my vote after voting my proxy?

Yes. You can revoke your proxy at any time before the applicable vote at the meeting. If you are the record holder of your shares, you may revoke your proxy in any one of three ways:

- You may submit another properly completed proxy with a later date.
- You may send a written notice that you are revoking your proxy to our Corporate Secretary, Chris K. Visser, at 4001 204th Street SW, Lynnwood, Washington 98036.

- You may attend the annual meeting and vote in person (if you hold your shares beneficially through a broker, bank or other agent you must bring a legal proxy from the record holder in order to vote at the meeting).

If your shares are held by your broker, bank or other agent, you should follow the instructions provided by them.

What is the quorum requirement?

A quorum of shareholders is necessary to hold a valid meeting. A quorum will be present if at least a majority of the outstanding shares as of the close of business on the record date are represented by shareholders present at the meeting or by proxy.

Your shares will be counted towards the quorum only if you submit a valid proxy (or one is submitted on your behalf by your broker, bank or other agent) or if you vote in person at the meeting. Generally, abstentions and broker non-votes (discussed below in “How are votes counted?”) will be counted towards the quorum requirement. If there is no quorum, a majority of the votes present at the meeting may adjourn the meeting to another date. **Your vote is extremely important, so please vote.**

How are votes counted?

Votes will be counted by the inspector of election appointed for the meeting, who will separately count “For,” “Against” and “Abstain” and broker non-votes (described below, if applicable) for Proposals 1 through 5. Abstentions and broker non-votes will not be counted as votes cast for any proposal.

If your shares are held by your broker, bank or other agent as your nominee (that is, in “street name”), you will need to obtain a voting instruction form from the institution that holds your shares and follow the instructions included on that form regarding how to instruct your broker, bank or other agent to vote your shares. If you do not give instructions to your broker, bank or other agent, they can vote your shares with respect to discretionary items, but not with respect to non-discretionary items. Under the rules of the New York Stock Exchange, the election of directors (Proposal 1), the advisory vote on executive compensation (Proposal 2), the approval of the Zumiez 2014 Equity Incentive Plan (Proposal 3) and the approval of the Zumiez 2014 Employee Stock Purchase Plan (Proposal 4) are considered non-discretionary items while the ratification of the selection of Moss Adams LLP as our auditor (Proposal 5) is considered a discretionary item. Accordingly, if your broker holds your shares in its name, the broker is not permitted to vote your shares on Proposal 1, 2, 3 or 4 but is permitted to vote your shares on Proposal 5 even if it does not receive voting instructions from you because Proposal 5 is considered discretionary. When a broker votes a client’s shares on some but not all of the proposals at the annual meeting, the missing votes are referred to as broker non-votes. Broker non-votes will be included in determining the presence of a quorum at the annual meeting but are not considered present or a vote cast for purposes of voting on the non-discretionary items. **Please vote your proxy so your vote can be counted.**

How many votes are needed to approve each proposal?

Under Washington corporation law, our Articles of Incorporation and our bylaws, if a quorum exists, the approval of any corporate action taken at a shareholder meeting is based on votes cast. “Votes cast” means votes actually cast “For” or “Against” Proposals 1 through 5, whether by proxy or in person. Abstentions and broker non-votes (discussed previously) are not considered “votes cast.” Each outstanding share entitled to vote with respect to the subject matter of an issue submitted to a meeting of the shareholders shall be entitled to one vote per share.

Proposal 1. As described in more detail below under “Election of Directors,” we have adopted majority voting procedures for the election of directors in uncontested elections. As this is an uncontested election, the director nominees will be elected if the votes cast “For” a nominee’s election exceed the votes cast “Against” the director nominee. There is no cumulative voting for the election of directors.

If a director nominee does not receive the requisite votes to be elected, that director's term will end on the date on which an individual is selected by the board of directors to fill the position held by such director or ninety (90) days after the date the election results are determined, or the date the director nominee resigns, whichever occurs first.

Proposal 2. For the approval, on an advisory basis, of the compensation of our named executive officers as disclosed in these materials, if the number of "For" votes exceeds the number of "Against" votes, then Proposal 2 will be approved. Because your vote on the compensation of our named executive officers is advisory, it will not be binding on us, the board of directors or the compensation committee. However, the board of directors and the compensation committee will view the voting results and take them into consideration when making future decisions regarding the compensation of our named executive officers.

Proposal 3. For the approval of the Zumiez 2014 Equity Incentive Plan, if the number of "For" votes exceeds the number of "Against" votes, then Proposal 3 will be approved.

Proposal 4. For the approval of the Zumiez 2014 Employee Stock Purchase Plan, if the number of "For" votes exceeds the number of "Against" votes, then Proposal 4 will be approved.

Proposal 5. For the ratification of the selection of our independent registered public accounting firm for fiscal 2014, if the number of "For" votes exceeds the number of "Against" votes, then Proposal 5 will be ratified.

If you abstain from voting on any of the proposals, or if a broker or bank indicates it does not have discretionary authority to vote on any particular proposal, the shares will be counted for the purpose of determining if a quorum is present, but will not be included in the vote totals as a vote cast with respect to the proposal in question. Furthermore, any abstention or broker non-vote (a broker non-vote is explained previously in "How are votes counted") will have no effect on the proposals to be considered at the meeting since these actions do not represent votes cast by shareholders.

How can I find out the results of the voting at the annual meeting?

Preliminary voting results will be announced at the annual meeting. Final voting results will be published on Form 8-K with the Securities and Exchange Commission ("SEC") within four business days after the annual meeting.

Director Qualifications

The board of directors believes that it is necessary for each of the Company's directors to possess many qualities and skills and the composition of our board of directors has been designed to allow for expertise in differing skill sets. The governance and nominating committee is responsible for assisting the board in matters of board organization and composition and in establishing criteria for board membership. A detailed discussion of these criteria and how they are utilized is set forth below under "Membership Criteria for Board Members." Also, the procedures for nominating directors are set forth below under "Director Nomination Procedures."

Information as of the date of this proxy statement about each nominee for election this year and each other current director is included below under "Election of Directors." The information presented includes information each director has given us about his or her age, all positions he or she holds, his or her principal occupation and business experience for the past five years and the names of other publicly-held companies of which he or she currently serves as a director or has served as a director during the past five years. In addition, information is also presented below regarding each nominee's and current director's specific experience, qualifications, attributes and skills that led our board to the conclusion that he or she should serve as a director. We also believe that all of our director nominees and current directors have a reputation for integrity, honesty and adherence to high ethical standards.

Information about the number of shares of common stock beneficially owned by each director appears under the heading “Security Ownership of Certain Beneficial Owners and Management.” There are no family relationships among any of the directors and executive officers of the Company.

Board Leadership

We separate the roles of Chief Executive Officer (“CEO”) and Chairman of the Board (“Chairman”) in recognition of the differences between the two roles. Our CEO, Richard M. Brooks, is responsible for setting the strategic direction for the Company and the day to day leadership and performance of the Company, while our Chairman, Thomas D. Campion, provides guidance to the CEO and sets the agenda for board meetings and presides over meetings of the full board of directors. Because Mr. Campion is an employee of the Company and is therefore not “independent,” our board has appointed the chairperson of our governance and nominating committee, Sarah G. McCoy, as the Company’s lead independent director. The lead independent director has responsibility to:

- call, lead and preside over meetings of the independent directors, which meet in private executive sessions at each board meeting;
- call special meetings of the board of directors on an as-needed basis;
- set the agenda for executive sessions of meetings of the independent directors;
- facilitate discussions among the independent directors on key risks and issues and concerns outside of board meetings;
- brief the Chairman and CEO on issues that arise in executive session meetings;
- serve as a non-exclusive conduit to the Chairman and CEO of views, concerns and issues of the independent directors; and
- collaborate with the Chairman and CEO on setting the agenda for board meetings.

Membership Criteria for Board Members

The governance and nominating committee of the board is responsible for establishing criteria for board membership. This criteria includes, but is not limited to, personal and professional ethics, training, commitment to fulfill the duties of the board of directors, commitment to understanding the Company’s business, commitment to engage in activities in the best interest of the Company, independence, industry knowledge and contacts, financial and accounting expertise, leadership qualities, public company board of director and committee experience and other relevant experience and qualifications. These criteria are referenced in the Company’s Corporate Governance Guidelines and in Exhibit A to the governance and nominating committee’s charter, both available at <http://ir.zumiez.com> under the “Governance” section. The board also has the ability to review and add other criteria, from time to time, that it deems relevant. Specific weights are not assigned to particular criteria and no particular criterion is necessarily applicable to all prospective nominees.

The criteria referenced above are used as guidelines to help evaluate the experience, qualifications, skills and diversity of current and potential board members. With respect to diversity, we broadly construe it to mean diversity of race, gender, age, geographic orientation and ethnicity, as well as diversity of opinions, perspectives, and professional and personal experiences. Nominees are not discriminated against on the basis of race, religion, national origin, sexual orientation, disability or any other basis proscribed by law. The board believes that the backgrounds and qualifications of the directors, considered as a group, should provide a significant composite mix of experience, knowledge and abilities that will allow the board to fulfill its responsibilities.

Risk Oversight

The board takes an active role, as a whole and also at the committee level, in helping the Company evaluate and plan for the material risks it faces, including operational, financial, legal and regulatory and strategic and reputational risks. As part of its charter, the audit committee discusses with management the Company's major financial risk exposures and the steps management has taken to monitor and control such exposures, including the Company's risk assessment and risk management policies. The compensation committee is responsible for overseeing the management of risks relating to the Company's executive compensation plans and arrangements. The governance and nominating committee manages risks associated with corporate governance, including risks associated with the independence of the board and reviews risks associated with potential conflicts of interest affecting directors and executive officers of the Company. While each committee is responsible for evaluating certain risks and overseeing the management of such risks, the entire board is regularly informed through committee reports about such risks. Furthermore, at least annually, the board conducts an independent session where they outline the risks that they believe exist for the Company and the broader retail industry and compares these with the risks outlined by management. Subsequent to this evaluation, management prioritizes the identified risks along with strategies to manage them or address how the Company intends to mitigate these risks. Additionally, the board exercises its risk oversight function in approving the annual budget and quarterly re-forecasts and in reviewing the Company's long-range strategic and financial plans with management. The board's role in risk oversight has not had any effect on the board's leadership structure.

Director Compensation

The goal of our director compensation is to help attract, retain and reward our non-employee directors and align their interests with those of the shareholders. Our desired goal for total director compensation (cash and equity) is to be at the 50th percentile of comparable companies based on our compensation consultant's competitive survey results.

The Company pays its non-employee directors an annual fee for their services as members of the board of directors. Each non-employee director receives an annual cash retainer of \$36,000. The audit committee members receive cash compensation of \$12,000 with the chairperson receiving \$24,000 per year. The compensation committee members receive cash compensation of \$9,000 with the chairperson receiving \$18,000 per year. The governance and nominating committee member receives cash compensation of \$6,000 with the chairperson receiving \$18,000 per year. Directors appointed in an interim period receive pro-rata retainer fees based on the number of meetings they attend between annual shareholder meetings. The committee chairperson and the respective committee members are paid rates commensurate with the duties and responsibilities inherent within the position held.

Additionally, the Company issues restricted stock awards to its non-employee directors. The board believes such awards provide alignment with the interests of our shareholders. Directors appointed in an interim period receive pro-rata restricted stock awards based on the number of meetings they attend between annual shareholder meetings.

The Company reimburses all directors for reasonable expenses incurred to attend meetings of the board of directors. Non-employee directors may elect to have a portion, or all, of their annual retainer be used for the reimbursement of travel expenses in excess of those that the Company considers to be reasonable.

The following table discloses the cash and stock awards earned by each of the Company's non-employee directors during the fiscal year ending February 1, 2014 ("fiscal 2013").

<u>Name</u>	<u>Fees Earned or Paid in Cash (\$)</u>	<u>Stock Awards (1) (\$)</u>	<u>Total (\$)</u>
Matthew L. Hyde	51,000	76,805	127,805
Ernest R. Johnson	60,000	76,805	136,805
Sarah (Sally) G. McCoy	66,000	76,805	142,805
Gerald F. Ryles	66,000	76,805	142,805
Travis D. Smith	48,000	76,805	124,805
James M. Weber	51,000	76,805	127,805

- (1) This column represents the aggregate grant-date fair value of restricted stock awards calculated in accordance with FASB ASC Topic 718, excluding the impact of estimated forfeitures related to service based vesting conditions. For assumptions used in determining these values, please see Note 2 (listed under Stock Compensation) in the Notes to Consolidated Financial Statements in our fiscal 2013 Form 10-K.

On May 22, 2013, the day of the annual shareholder meeting, the Company awarded 2,386 shares of restricted stock to each of the directors with a grant-date fair value of \$76,805. The stock awards for all directors will vest on May 22, 2014.

PROPOSAL 1

ELECTION OF DIRECTORS

The Company currently has eight director positions. The directors are divided into three classes so that approximately one-third of the directors are elected each year for three-year terms. Directors are elected to hold office until their successors are elected and qualified, or until resignation or removal in the manner provided in our bylaws. Three directors are nominees for election this year and each has consented to serve a three-year term ending in 2017. The remaining directors will continue to serve the terms set out below.

The nominees for director in an uncontested election, such as this one, will be elected if the votes cast in favor of a nominee's election exceed the votes cast opposing such nominee's election. Abstentions and broker non-votes are not considered "votes cast." Likewise, a share otherwise present at the meeting as to which a shareholder gives no authority or direction to vote is also not considered a "vote cast."

In a contested election, the directors shall be elected by a plurality of the votes cast. A "contested election" means an election of directors of the Corporation in which the number of nominees for any election of directors nominated by (i) the board of directors, or (ii) any shareholder pursuant to Article 1, Section 10 of the Company's bylaws, or (iii) a combination of nominees by the board of directors and any shareholder pursuant to Article I, Section 10 of the Company's bylaws, exceed the number of directors to be elected.

A nominee for director in an uncontested election who does not receive the requisite votes for election, but who was a director at the time of the election, shall continue to serve as a director for a term that shall terminate on the date that is the earlier of: (i) ninety (90) days from the date on which the voting results of the election are certified, (ii) the date on which an individual is selected by the board of directors to fill the office held by such director, which selection shall be deemed to constitute the filling of a vacancy by the board of directors, or (iii) the date the director resigns. Except in the foregoing sentence, a director who failed to receive a majority vote for election will not participate in the filling of his or her office. If none of the directors receive a majority vote in an uncontested election, then the incumbent directors (a) will nominate a slate of directors and hold a special meeting for the purpose of electing those nominees as soon as practicable, and (b) may in the interim fill one or more offices with the same director(s) who will continue in office until their successors are elected. If, for any reason, the directors shall not have been elected at any annual meeting, they may be elected at a special meeting of shareholders called for that purpose in the manner provided by the Company's bylaws.

We invite and recommend all of our directors and the nominees for director to attend our annual meeting of shareholders.

Nominees for Election to Terms Expiring in 2017

Thomas D. Champion, 65, is one of our co-founders and has served on our board of directors since our inception in 1978. Mr. Champion has held various senior management positions during this time, including serving as our Chairman since June 2000. From November 1970 until August 1978, he held various management positions with JC Penney Company. Mr. Champion holds a B.A. in Political Science from Seattle University. Mr. Champion serves on the Board of the Alaska Wilderness League, a Washington, D.C. based environmental group, and is on the board of Conservation Northwest, a Bellingham, Washington based environmental group. He is also the trustee of the Champion Foundation, a nonprofit organization focused on ensuring that biologically important ecosystems in Northwestern North America are preserved. The Foundation also works on homelessness issues in the Pacific Northwest.

Director Qualifications: Mr. Champion's knowledge as a retailer and as the co-founder of the Company provides the board with invaluable insight into the Company's business and its unique culture. Mr. Champion provides generational leadership, sales, marketing, merchandising and brand building experience and expertise.

Mr. Champion's particular knowledge and experience with Zumiez and its competition helps the Company formulate short and long-term strategies that have contributed to Zumiez differentiating itself in the specialty niche of action sports retailing. As one of the Company's largest shareholders, Mr. Champion's interests are aligned with other Zumiez shareholders' interests to increase the long-term value of the Company.

Sarah (Sally) G. McCoy, 53, was appointed to our board of directors in October 2010 and is the CEO and President of CamelBak Products, a company that originated hands free-hydration and is the leader in hydration products. Ms. McCoy has been the CEO and President of CamelBak since September of 2006. Prior to joining CamelBak, Ms. McCoy co-founded Silver Steep Partners in 2004, a leading investment banking firm catering to companies in the outdoor and active lifestyle industry. Before Silver Steep, McCoy served as president of Sierra Designs and Ultimate Direction and as vice president at The North Face. Ms. McCoy is a graduate of Dartmouth College.

Director Qualifications: Ms. McCoy's background in sales, merchandising, sourcing, marketing and executive management of outdoor and action sports consumer brands provides strategic insight and direction for Zumiez as we plan our branded and private label growth strategies. Additionally, her experience in investment banking and valuation experience in our industry is valuable as we formulate our growth strategies.

Ernest R. Johnson, 63, was appointed to our board of directors in July 2011 and has served as the Chairman of Cutter & Buck Inc. and President and Chief Executive Officer for New Wave USA Inc. since November 2009. From February 2006 to November 2009, he served as Chief Executive Officer of Cutter & Buck. Mr. Johnson was also a Senior Vice President and Chief Financial Officer for Cutter & Buck from November 2002 to February 2006. Prior to joining Cutter & Buck, he worked 29 years in several commercial banks holding various senior accounting and financial positions. Mr. Johnson holds a BA in Business Administration—Accounting from Washington State University.

Director Qualifications: Mr. Johnson's background as a CEO for an apparel company and as a CFO for an apparel company and commercial banks provides relevant leadership and financial expertise to the Company's board of directors. Mr. Johnson also has experience in international business and in mergers and acquisitions.

**THE BOARD OF DIRECTORS RECOMMENDS A VOTE FOR THE ELECTION OF EACH NOMINEE
PREVIOUSLY NAMED**

Continuing Directors Whose Terms Expire in 2015

Richard M. Brooks, 54, has served as our CEO since June 2000. From August 1993 through June 2000, he served as a Vice President and our Chief Financial Officer. From November 1989 until February 1992, Mr. Brooks was with Interchecks, Inc., a subsidiary of Bowater PLC, as a finance officer. Mr. Brooks was with Deloitte, Haskins & Sells, currently known as Deloitte LLP, from July 1982 to March 1989. Mr. Brooks holds a B.A. in Business from the University of Puget Sound. Mr. Brooks has served on the University of Puget Sound Board of Trustees from May 2002 to the present and he currently chairs its Board of Trustees as well as its Compensation and Executive Committees.

Director Qualifications: Mr. Brooks' day to day leadership as our CEO provides him with detailed knowledge of our business and operations. Mr. Brooks provides generational leadership, sales, marketing, merchandising and brand building experience and expertise. Mr. Brooks has demonstrated a record of innovation, achievement and leadership. This experience provides the board with a unique perspective into the operations and vision of Zumiez. Mr. Brooks' particular knowledge and experience with Zumiez and its competition helps the Company formulate short and long-term strategies that have helped Zumiez differentiate itself in the specialty niche of the action sports retail business. As one of the Company's largest shareholders, Mr. Brooks' interest is aligned with other Zumiez shareholders' interests to increase the long-term value of the Company.

Matthew L. Hyde, 51, was appointed to our board in December 2005 and is the Chief Executive Officer and President at West Marine, Inc. where he joined in June 2012. Previously he served as an Executive Vice President of Recreational Equipment Inc. (REI), where he had been since 1986, responsible for Marketing, Direct Sales, Real Estate and Retail operations. Mr. Hyde previously led REI's online division, championing its award-winning multi-channel strategy. He currently serves on the board of the YMCA of the USA, and holds a Bachelor's of Science degree from Oregon State University in Corvallis.

Director Qualifications: Mr. Hyde's background in a retail company, including his online retail and brand marketing experience, is of critical importance to the board. Mr. Hyde also provides critical merchandising and brand building expertise because of his long tenure in specialty retail. Mr. Hyde's successful expertise in building a retail brick and mortar, direct and multi-channel strategy provides insight and experience as the Company plans its growth in these channels of distribution.

James M. Weber, 54, was appointed to our board in April 2006 and is the Chairman and CEO of Brooks Sports Inc., a leading running shoe and apparel company, where he has been since 2001. Mr. Weber's experience also includes positions as Managing Director of U.S. Bancorp Piper Jaffray Seattle Investment Banking practice, Chairman and CEO of Sims Sports, President of O'Brien International, Vice President of The Coleman Company and various roles with the Pillsbury Company. Mr. Weber earned an M.B.A., with distinction, from the Tuck School at Dartmouth College and is a graduate of the University of Minnesota.

Director Qualifications: Mr. Weber's role as the chief executive officer of a sports related company and his international business experience, extensive brand building, marketing and chief executive officer experience provide our board with a very useful perspective as the Company plans its growth strategies.

Continuing Directors Whose Terms Expire in 2016

Gerald F. Ryles, 77, has served on our board of directors since August 2005. Until it was acquired in September 2003, Mr. Ryles was Chairman of the Board and a major shareholder of Microserv Technology Services, a privately held information technology services company. From January 1994 through January 2001, Mr. Ryles was also the Chief Executive Officer. He also has over 40 years of management experience in several different industries as well as management consulting experience with McKinsey & Company. He is a graduate of the University of Washington, and earned an M.B.A. from Harvard University. He also serves on the board of directors of the State of Washington's Board of Accountancy, where he was re-appointed by the Governor in July of 2012 to serve for another three year term.

Director Qualifications: Mr. Ryles' extensive prior business experiences as a chief executive officer and his financial expertise are critical to our board and the audit committee in particular. Mr. Ryles' consulting background and chief executive experience provides the Company with perspective regarding a number of different successful business strategies that help the Company formulate its operating and growth plans.

Travis D. Smith, 41, was appointed to our board of directors in August 2012 and is the CEO and President of Jo-Ann Fabric and Craft stores. Mr. Smith began his career with Jo-Ann in 2006 serving as the Executive Vice President, Merchandising and Marketing. In February 2009, Mr. Smith was named Chief Operating Officer and added the duties of President in February 2010, then Chief Executive Officer in August 2011. Prior to his employment with Jo-Ann, Mr. Smith held merchandising and marketing positions of increasing responsibility with Fred Meyer Stores, a division of the Kroger Company, ultimately serving as Senior Vice President, General Merchandise. Mr. Smith is a graduate of the University of Notre Dame with a Bachelor's Degree in Business Marketing and Communications.

Director Qualifications: Mr. Smith's background in retailing and in particular merchandising, marketing and leadership roles adds important and relevant experience to the Company's board of directors. Mr. Smith also brings experience in brand building, retail brick and mortar and direct to customer operations.

CORPORATE GOVERNANCE

Independence of the Board of Directors and its Committees

As required under Nasdaq listing rules, a majority of the members of a listed company's board of directors must qualify as "independent," as affirmatively determined by the board of directors. Our board of directors consults with our counsel to ensure that the board's determinations are consistent with all relevant securities and other laws and regulations regarding the definition of "independent," including those set forth in applicable Nasdaq listing rules, as in effect from time to time.

Consistent with these considerations, after review of all relevant transactions or relationships between each director or any of his or her family members and the Company, our senior management and our independent auditors, our board of directors has affirmatively determined that all of our directors are independent directors within the meaning of the applicable Nasdaq listing rules, except for our Chairman, Mr. Campion, and CEO, Mr. Brooks.

As required under applicable Nasdaq listing rules, our independent directors meet in regularly scheduled executive sessions at which only independent directors are present. All of the committees of our board of directors are comprised of directors determined by the board to be independent within the meaning of the applicable Nasdaq listing rules.

Certain Relationships and Related Transactions

The Company committed to make charitable contributions to the Zumiez Foundation of \$0.7 million in both fiscal 2013 and the fiscal year ending February 2, 2013 ("fiscal 2012"). Our Chairman, Thomas D. Campion, is a trustee of the Zumiez Foundation.

Policy and Procedures with Respect to Related Person Transactions

The Company recognizes that Related Person Transactions (defined as transactions, arrangements or relationships in which the Company was, is or will be a participant and the amount involved exceeds \$10,000, and in which any Related Person (defined below) had, has or will have a direct or indirect interest) may raise questions among shareholders as to whether those transactions are consistent with the best interests of the Company and its shareholders. It is the Company's written policy to enter into or ratify Related Person Transactions only when the board of directors, acting through the audit committee of the board of directors, determines that the Related Person Transaction in question is in, or is not inconsistent with, the best interests of the Company and its shareholders, including but not limited to situations where the Company may obtain products or services of a nature, quantity or quality, or on other terms, that are not readily available from alternative sources or when the Company provides products or services to Related Persons on an arm's length basis on terms comparable to those provided to unrelated third parties or on terms comparable to those provided to employees generally. A summary of the Company's policies and procedures with respect to review and approval of Related Person Transactions are set forth below.

"Related Persons" are defined as follows:

1. any person who is, or at any time since the beginning of the Company's last fiscal year was, a director or executive officer of the Company or a nominee to become a director of the Company;
2. any person who is known to be the beneficial owner of more than 5% of any class of the Company's voting securities;
3. any immediate family member of any of the foregoing persons, which means any child, stepchild, parent, stepparent, spouse, sibling, mother-in-law, father-in-law, son-in-law, daughter-in-law, brother-in-law, or sister-in-law of the director, executive officer, nominee or more than 5% beneficial owner,

and any person (other than a tenant or employee) sharing the household of such director, executive officer, nominee or more than 5% beneficial owner; and







4. any firm, corporation or other entity in which any of the foregoing persons is employed or is a general partner or principal or in a similar position or in which such person has a 5% or greater beneficial ownership interest.

Directors and executive officers are required to submit to the audit committee a list of immediate family members and a description of any current or proposed Related Person Transactions on an annual basis and provide updates during the year.

In its review of any Related Person Transactions, the audit committee shall consider all of the relevant facts and circumstances available to the audit committee, including (if applicable) but not limited to: the benefits to the Company; the impact on a director’s independence in the event the Related Person is a director, an immediate family member of a director or an entity in which a director is a partner, shareholder or executive officer; the availability of other sources for comparable products or services; the terms of the transaction; and the terms available to unrelated third parties or to employees generally. No member of the audit committee shall participate in any review, consideration or approval of any Related Person Transaction with respect to which such member or any of his or her immediate family members is the Related Person. The audit committee shall approve or ratify only those Related Person Transactions that are in, or are not inconsistent with, the best interests of the Company and its shareholders as the audit committee determines in good faith. The audit committee shall convey the decision to the CEO, General Counsel or the Chief Financial Officer, who shall convey the decision to the appropriate persons within the Company.

Information Regarding the Board of Directors and its Committees

Our board has established an audit committee, compensation committee and governance and nominating committee. The board has adopted a written charter for each committee. The charters of these three committees are posted on the Company’s website and can be accessed free of charge at <http://ir.zumiez.com> and are available in print to any shareholder who requests them. The composition of our board committees complies with the applicable rules of the SEC and Nasdaq. The board has determined that Ernest R. Johnson is an audit committee financial expert as defined in the rules of the SEC.

	<u>Audit Committee</u>	<u>Governance & Nominating Committee</u>	<u>Compensation Committee</u>
Matthew L. Hyde		●	●
Ernest R. Johnson 	●	●	
Sarah (Sally) G. McCoy  . . .	●	●	●
Gerald F. Ryles	●		●
Travis D. Smith	●		
James M. Weber			●
 Chairperson	 Member	 Lead Independent Director	 Audit Committee Financial Expert

Audit Committee

As more fully described in its charter, our audit committee has responsibility for, among other things:

- the sole authority to appoint, determine the funding for and oversee the independent registered public accounting firm;

- assisting our board in monitoring the integrity of our financial statements and other SEC filings;
- discussing with our management and our independent registered public accounting firm significant financial reporting issues and judgments and any major issues as to the adequacy of our internal controls;
- reviewing our annual and quarterly financial statements prior to their filing with the SEC and prior to the release of our results of operations;
- reviewing the independence, performance and qualifications of our independent registered public accounting firm and presenting its conclusions to our board and approving, subject to permitted exceptions, any non-audit services proposed to be performed by the independent registered public accounting firm;
- oversight of the performance of the Company's internal audit function; and
- reviewing its charter at least annually for appropriate revisions.

The audit committee has the power to investigate any matter brought to its attention within the scope of its duties and to retain counsel for this purpose where appropriate.

Governance and Nominating Committee

As more fully described in its charter, our governance and nominating committee has the responsibility for, among other things:

- recommending persons to be selected by the board as nominees for election as directors and as chief executive officer;
- assessing our directors' and our board's performance;
- making recommendations to the board regarding membership and the appointment of chairpersons of the board's committees;
- recommending director compensation and benefits policies;
- reviewing its charter at least annually for appropriate revisions; and
- recommending to the board other actions related to corporate governance principles and policies.

Compensation Committee

As more fully described in its charter, our compensation committee has responsibility for, among other things:

- establishing the Company's philosophy, policies and strategy relative to executive compensation, including the mix of base salary, short-term and long-term incentive and equity based compensation within the context of the stated policies and philosophy including management development and succession planning practices and strategies;
- reviewing corporate goals and objectives relevant to compensation of our CEO and other senior executives including review and approval of performance measures and targets for all executive officers participating in the annual executive non-equity incentive bonus plan and certify achievement of performance goals after the annual measurement period to permit bonus payouts under the plan;
- determining and approving our CEO's compensation and making recommendations to the board with respect to compensation of other executive employees, including any special discretionary compensation and benefits;

- administering our incentive compensation plans and equity based plans and making recommendations to the board with respect to those plans;
- making recommendations to our board with respect to the compensation of directors;
- the sole authority to appoint, determine the funding for and oversee the independent compensation consultant; and
- reviewing its charter at least annually for appropriate revisions.

Succession Planning

Our CEO and board of directors review at least annually the succession plan of our CEO and each of our named executive officers (“NEO” or “NEOs”). The board of directors conducts an annual review of, and provides approval for, our management development and succession planning practices and strategies.

Our CEO provides an annual report to the board of directors assessing senior management and their potential successors. As part of this process, contingency plans are presented in the event of our CEO’s termination of employment for any reason (including death or disability). The report to the board of directors also contains the CEO’s recommendation as to his successor. The full board of directors has the primary responsibility to develop succession plans for the CEO position.

Meetings of the Board of Directors and Board and Committee Member Attendance

In fiscal 2013, our board of directors met four times, the audit committee met four times, the compensation committee met three times and the governance and nominating committee met three times. The board of directors and the committees acted by unanimous written consent when required during the last fiscal year. Each board member attended 75% or more of the aggregate number of meetings of the board, and of the committees on which he or she served, that were held during the period for which he or she was a director or committee member. Although the Company does not have a formal policy requiring members of the board of directors to attend annual shareholder meetings, the Company encourages all directors to attend each annual shareholder meeting. All of the eight board members were in attendance at our 2013 annual shareholder meeting.

Shareholder Communications with the Board of Directors

The Company has a process by which shareholders may communicate directly with directors, including non-employee directors, by mailing such communication to the board of directors in care of the Company’s Corporate Secretary, at the Company’s headquarters in Lynnwood, Washington. The mailing envelope must contain a clear notation indicating that the enclosed letter is a “Shareholder-Board Communication” or “Shareholder-Director Communication.” All such letters must identify the author as a shareholder and clearly state whether the intended recipients are all members of the board or just certain specified individual directors. The Corporate Secretary will make copies of all such letters and circulate them to the appropriate director or directors. All such communications will be forwarded to the intended director(s) without editing or screening. If these foregoing procedures are modified, then updated procedures will be posted on the Company’s corporate website.

Code of Conduct and Ethics

Our board has adopted a code of conduct and ethics applicable to our directors, executive officers, including our chief financial officer and other of our senior financial officers, and employees in accordance with applicable rules and regulations of the SEC and Nasdaq. The code of conduct is available at <http://ir.zumiez.com> under the “Governance” section.

Corporate Governance Guidelines

Our board has adopted corporate governance guidelines that provide an overview of the governance structure maintained at the Company and policies related thereto. The guidelines are available at <http://ir.zumiez.com> under the “Governance” section.

Executive Compensation Recovery Policy

The Company maintains an executive compensation recovery policy. Pursuant to this policy, the Company may recover incentive income that was based on the achievement of quantitative performance targets if the executive officer engaged in fraud or intentional misconduct that resulted in an increase in his or her incentive income. Incentive income includes all incentive income and compensation that the compensation committee considers to be appropriate based upon the circumstance.

The compensation committee has the sole discretion to administer this policy and take actions under it, including soliciting recommendations from the audit committee and the full board of directors and retaining outside advisors to assist in making its determinations. The actions taken by the compensation committee are independent of any action imposed by law enforcement agencies, regulators or other authorities.

Director Nomination Procedures

The nominations to the board of directors were completed by the governance and nominating committee. The governance and nominating committee has established board membership criteria (discussed above, under the section entitled “Membership Criteria for Board Members”) and the procedures for selecting new directors.

Nominations to the board of directors are completed using procedures in accordance with the charter of the governance and nominating committee including the director qualifications, criteria and skills as outlined in such charter. These procedures include:

- Initial review of potential director candidates by the committee as submitted by the independent directors of the board based on our established criteria for board membership including (without limitation) experience, skill set, diversity and the ability to act effectively on behalf of the shareholders and such other criteria as the committee may deem relevant from time to time.
- Each director candidate was put forth for consideration as a director candidate independently by our independent directors based on their knowledge of the candidates. None of our independent directors had a relationship with any candidates that would impair his or her independence. Each candidate’s biography was reviewed by each member of the committee with the intention that each candidate would bring a unique perspective to benefit our shareholders and management.
- Interviews of director candidates were conducted by members of the committee and senior management. These interviews confirmed the committee’s initial conclusion that candidates met the qualifications, criteria and skills to serve as a director of the Company.
- Reference checks were conducted if further checks were required based on the level of knowledge about the candidate by members of the committee.
- Background checks were conducted, including criminal, credit and bankruptcy, SEC violations and/or sanctions, work history and education.
- Independence questionnaires were completed by candidates and then reviewed by the Company, the committee and the Company’s outside legal counsel to ensure candidates meet the requirements to be an independent director for the board, audit committee, compensation committee and the governance and nominating committee. The review also ensures the candidates positions do not conflict in any material way with Company business.
- Conclusion to nominate a candidate is based on all of the procedures reviewed previously and the information attached. It is ensured through these procedures that the candidate appears to be well qualified to serve on the Company’s board of directors and its committees and appears to meet Nasdaq and SEC requirements to be able to serve as an independent director and as a member of the audit committee and any other committee the board may assign to such director.

No fees were paid to any third party search firms in connection with any director nominations.

The governance and nominating committee of the board will consider qualified nominees recommended by shareholders who may submit recommendations to the governance and nominating committee in care of our Chairman of the Board and Corporate Secretary at the following address:

Board of Directors and Chairman of the Board
c/o Corporate Secretary
Zumiez Inc.
4001 204th Street SW
Lynnwood, Washington 98036

Nominees for director who are recommended by our shareholders will be evaluated in the same manner as any other nominee for director. Shareholder recommendations for director should include the following information:

- the name, age, residence, personal address and business address of the shareholder who intends to make the nomination and of the person(s) to be nominated;
- the principal occupation or employment, the name, type of business and address of the organization in which such employment is carried on of each proposed nominee and of the shareholder who intends to make the nomination;
- a representation that the shareholder is a holder of record of stock of the Company, including the number of shares held and the period of holding;
- a description of all arrangements or understandings between the shareholder and the recommended nominee;
- such other information regarding the recommended nominee as would be required to be included in a proxy statement filed pursuant to Regulation 14A promulgated by the SEC pursuant to the Securities Exchange Act of 1934, as amended; and
- the consent of the recommended nominee to serve as a director of the Company if so elected.

The governance and nominating committee may require that the proposed nominee furnish the committee with other information as it may reasonably request to assist it in determining the eligibility of the proposed nominee to serve as a director.

To submit a recommendation for director for an upcoming annual shareholder meeting, it is necessary that a proposing shareholder notify the Company and provide the information set forth previously, no later than 120 days prior to the corresponding date on which the Company's annual proxy statement is mailed in connection with the most recent annual meeting.

General Director Nomination Right of All Shareholders

Any shareholder of the Company may nominate one or more persons for election as a director of the Company at an annual meeting of shareholders if the shareholder complies with the notice, information and consent provisions contained in Article I, Section 10 of the Company's bylaws. Specifically, these provisions require that written notice of a shareholder's intent to make a nomination for the election of directors be received by the Corporate Secretary not fewer than 120 days and not more than 150 days prior to the anniversary date of the prior year's annual meeting of shareholders.

The Corporate Secretary will send a copy of the Company's bylaws to any interested shareholder who requests them.

SECURITY OWNERSHIP OF CERTAIN BENEFICIAL OWNERS AND MANAGEMENT

The following table provides information regarding the beneficial ownership of our common stock as of March 17, 2014 by: (i) each of our directors; (ii) each of our NEOs; (iii) all of our executive officers and directors as a group; and (iv) each person, or group of affiliated persons, known by us to beneficially own more than 5% percent of our common stock. The table is based upon information supplied by our officers, directors and principal shareholders and a review of Schedule 13G reports filed with the SEC. Unless otherwise indicated in the footnotes to the table and subject to community property laws where applicable, we believe that each of the shareholders named in the table has sole voting and investment power with respect to the shares indicated as beneficially owned.

Applicable percentages are based on shares outstanding on March 17, 2014, adjusted as required by rules promulgated by the SEC. These rules generally attribute beneficial ownership of securities to persons who possess sole or shared voting power or investment power with respect to those securities. In addition, the rules include shares of common stock issuable pursuant to the exercise of stock options that are either immediately exercisable or exercisable on or before May 16, 2014, which is 60 days after March 17, 2014. These shares are deemed to be outstanding and beneficially owned by the person holding those options for the purpose of computing the percentage ownership of that person, but they are not treated as outstanding for the purpose of computing the percentage ownership of any other person. Except as noted below, the address for each person that holds 5% or more of our common stock is c/o Zumiez Inc., 4001 204th Street SW, Lynnwood, Washington 98036.

<u>Name of Beneficial Owner</u>	<u>Number of Common Shares Beneficially Owned</u>	<u>Percentage of Shares Beneficially Owned</u>
Thomas D. Champion (1)	3,988,393	13.6%
Richard M. Brooks (2)	3,713,024	12.7%
Christopher C. Work (3)	24,860	*
Lynn K. Kilbourne (4)	225,979	*
Ford K. Wright (5)	252,427	*
Troy R. Brown (6)	57,138	*
Chris K. Visser (7)	11,414	*
Gerald F. Ryles (8)	19,131	*
James M. Weber (9)	20,750	*
Matthew L. Hyde (10)	20,750	*
Sarah (Sally) G. McCoy (11)	8,634	*
Ernest R. Johnson (12)	8,684	*
Travis D. Smith (13)	4,641	*
All Executive Officers and Directors as a group (13 persons)	8,355,825	28.2%
T. Rowe Price Associates, Inc. (14)	3,370,190	11.1%
Wasatch Advisors, Inc. (15)	2,356,910	7.8%
BlackRock, Inc. (16)	1,860,867	6.1%

* Less than one percent.

- (1) Includes shares of common stock held by grantor retained annuity trusts for which Thomas D. Champion is trustee. Mr. Champion is our Chairman of the Board.
- (2) Mr. Brooks is our CEO and a Director.
- (3) Consists of 19,025 shares of stock held by Mr. Work of which 6,182 shares are restricted and 5,835 vested stock options. Mr. Work is our Chief Financial Officer.
- (4) Consists of 64,801 shares of stock held by Ms. Kilbourne of which 15,874 shares are restricted and 161,178 vested stock options. Ms. Kilbourne is our President and General Merchandising Manager.

- (5) Consists of 60,893 shares of stock held by Mr. Wright of which 11,647 shares are restricted and 191,534 vested stock options. Mr. Wright is our Executive Vice President of Stores.
- (6) Consists of 24,217 shares of stock held by Mr. Brown of which 14,963 shares are restricted and 32,921 vested stock options. Mr. Brown is our Executive Vice President of Ecommerce and Omni-channel.
- (7) Consists of 8,223 shares of stock held by Mr. Visser of which 6,725 shares are restricted and 3,191 vested stock options. Mr. Visser is our General Counsel and Corporate Secretary.
- (8) Consists of 19,131 shares of stock held by Mr. Ryles of which 2,386 shares are restricted and 24,000 vested stock options. Mr. Ryles is one of our directors.
- (9) Consists of 20,750 shares of stock held by Mr. Weber of which 2,386 shares are restricted and 14,000 vested stock options. Mr. Weber is one of our directors.
- (10) Consists of 20,750 shares of stock held by Mr. Hyde of which 2,386 shares are restricted and 14,000 vested stock options. Mr. Hyde is one of our directors.
- (11) Consists of 8,634 shares of stock held by Ms. McCoy of which 2,386 shares are restricted. Ms. McCoy is one of our directors.
- (12) Consists of 8,684 shares of stock held by Mr. Johnson of which 2,386 shares are restricted. Mr. Johnson is one of our directors.
- (13) Consists of 4,641 shares of stock held by Mr. Smith of which 2,386 shares are restricted. Mr. Smith is one of our directors.
- (14) This information is based solely on a Schedule 13G/A filed March 10, 2014 by T. Rowe Price Associates, Inc. ("Price Associates"). These securities are owned by various individual and institutional investors including T. Rowe Price New Horizons Fund, Inc. (which owns 1,197,700, representing 3.9% of the shares outstanding), which Price Associates serves as an investment adviser with power to direct investments and/or sole power to vote the securities. For purposes of the reporting requirements of the Securities Exchange Act of 1934, Price Associates is deemed to be a beneficial owner of such securities; however, Price Associates expressly disclaims that it is, in fact, the beneficial owner of such securities. The business address of T. Rowe Price Associates, Inc. is 100 E. Pratt Street, Baltimore, Maryland 21202.
- (15) This information is based solely on a Schedule 13G filed February 13, 2014 by Wasatch Advisors, Inc. The business address of Wasatch Advisors, Inc. is 505 Wakara Way, Salt Lake City, UT 84108.
- (16) This information is based solely on a Schedule 13G filed January 31, 2014 by BlackRock, Inc. The business address of BlackRock, Inc. is 40 East 52nd Street New York, NY 10022.

SECTION 16(A) BENEFICIAL OWNERSHIP REPORTING COMPLIANCE

Section 16(a) of the Exchange Act requires our directors and executive officers, and persons who own more than 10% of a registered class of our equity securities, to file with the SEC initial reports of ownership and reports of changes in ownership of our common stock and other equity securities. Officers, directors and greater than 10% shareholders are required by SEC regulation to furnish us with copies of all Section 16(a) forms they file.

To our knowledge, based solely on a review of the copies of such reports furnished to us and written representations that no other reports were required, during fiscal 2013, all applicable Section 16(a) filing requirements were met, and that all such filings were timely.

EXECUTIVE OFFICERS

As of the end of fiscal 2013 the names, ages and positions of the current non-director executive officers of the Company are listed below, along with their respective business experience during the past five years. No family relationships exist among any of the directors or executive officers of the Company.

Lynn K. Kilbourne, 51, has served as our President and General Merchandising Manager (“GMM”) since September 2008. Prior to September 2008 and since September 2004, Ms. Kilbourne served as our Executive Vice President and GMM. From July 1991 until May 2001, she was with Banana Republic, a subsidiary of Gap, Inc., in various senior management positions. After leaving Banana Republic, Ms. Kilbourne served as an independent consultant in the retail industry until she joined Zumiez in September 2004. Ms. Kilbourne holds a B.A. in Economics and Political Science from Yale University and an M.B.A. from the Harvard University Graduate School of Business Administration.

Chris K. Visser, 43, has served as our General Counsel and Corporate Secretary since October 2012. From 2001 until October 2012, Mr. Visser was with K&L Gates LLP where he was a partner in the corporate, securities, and mergers and acquisitions practice group. Mr. Visser also worked as a process engineer with Vista Chemical Company prior to earning his law degree. Mr. Visser holds a Bachelor of Science degree in Chemical Engineering from the University of Washington. Mr. Visser also obtained an M.B.A., with a Concentration in Finance, from the University of Houston and a J.D. from the University of Houston Law Center where he graduated with academic honors and served as an editor on the Houston Law Review.

Christopher C. Work, 35, has served as Chief Financial Officer since August 2012. Mr. Work has been employed with the Company since October 2007, where he last served as Vice President, Controller. From September 2002 to October 2007, Mr. Work was an employee of Ernst & Young LLP, obtaining the level of Manager. Mr. Work received a Master of Professional Accounting from the University of Washington and a B.A. in Accountancy from Western Washington University. Mr. Work is a Certified Public Accountant in the State of Washington.

Ford K. Wright, 46, has served as our Executive Vice President of Stores since March 2007. From May 2000 through February 2007, he served as the Director of Store Systems. From June 1994 through April 2000, Mr. Wright has served in Store, District and Regional Management positions. Prior to June 1994, Mr. Wright was employed with Nordstrom. Mr. Wright has over 20 years experience in the retail and wholesale clothing industry.

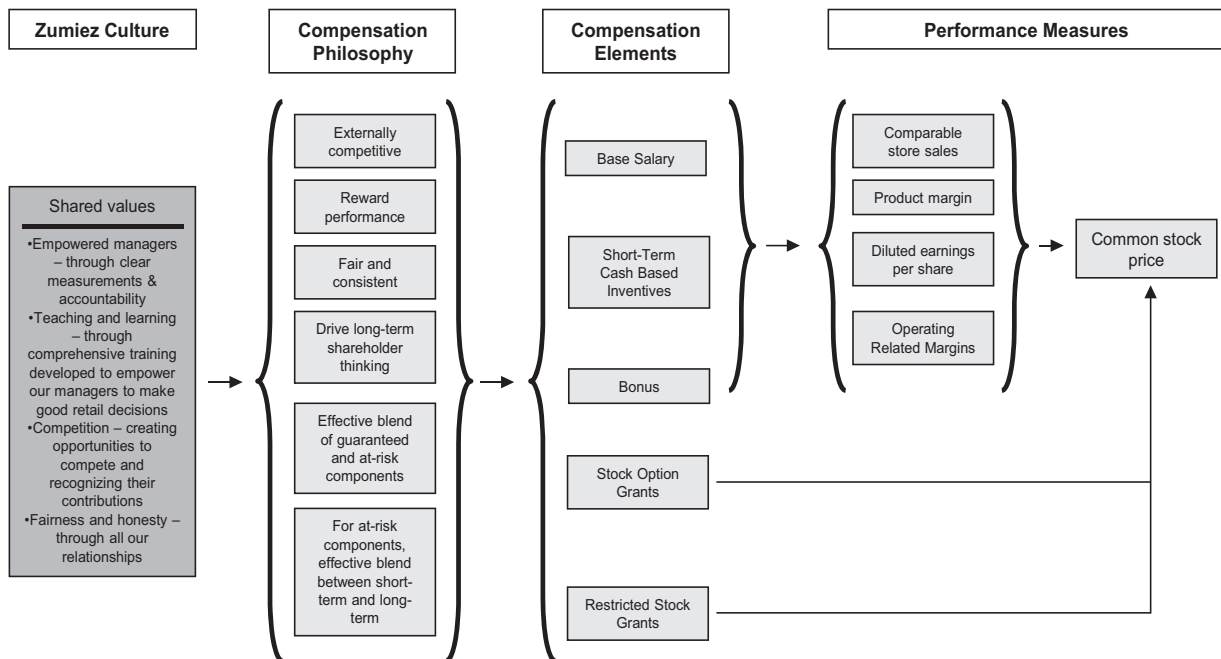
Troy R. Brown, 51, has served as our Executive Vice President of Ecommerce and Omni-channel since August 2012. From October 2008 through July 2012, he served as the Senior Vice President of Ecommerce. From February 2007 through August 2008, Mr. Brown was with Tommy Bahama as the Director of Ecommerce. From March 2005 until September 2006, he was with Expedia, where he served as General Manager (“GM”) of Vacation Packages. From August 1994 until March 2005, Mr. Brown was with Eddie Bauer in various management positions including Vice President of Ecommerce. Prior to August 1994, he was employed by Nautica Inc, and ZCMI, where he held various management positions. Mr. Brown has more than 30 years experience in the retail, wholesale and Ecommerce industries.

EXECUTIVE COMPENSATION COMPENSATION DISCUSSION AND ANALYSIS

Our basis for competitive advantage is our culture—conceived, developed and maintained as a unique and powerful basis for engendering commitment, accountability, competitiveness and creativity among all of our employees. The objective of this compensation discussion and analysis is to describe how, for our named executive officers (“NEOs”), we link our culture to compensation philosophy and then to compensation strategy; and, to explain how we executed our compensation strategy during the last fiscal year. While the discussion and analysis focuses on the NEOs in the compensation tables in this proxy statement, we link culture, compensation philosophy and compensation strategy throughout the organization from the seasonal sales employee to each of the NEOs.

Value Creation Model

The following summary illustrates how the compensation philosophy and strategies are integrated with and derived from the Zumiez culture. We believe this integrated approach supports long-term growth in shareholder value.



The Zumiez Culture

While every organization has a culture, even if it is a culture by default, we believe that the Zumiez culture is unique. We believe it is well defined, understood widely and thoroughly among all employees, reinforced and exemplified by leaders held accountable for doing so and integrated into the daily practices and processes throughout the business. We believe the Zumiez culture is a competitive advantage and is built on a set of shared values that have been in place since the inception of the business. These shared values include:

- **Empowered managers**—The Zumiez culture pushes decision making down to the appropriate level in the organization within the context of appropriate guidelines, controls and procedures. This gives our managers throughout the organization the ability to impact their results creating increased accountability, clear measurements and a sense of ownership throughout the organization.
- **Teaching and learning**—Our culture strives to integrate quality teaching and learning experiences throughout the organization. We do this through a comprehensive training program, which primarily

focuses on sales and customer service training. Our training programs have been developed internally and are almost exclusively taught internally by Zumiez employees to Zumiez employees. The training programs have been developed to empower our managers to make good retail decisions.

- **Competition**—We believe that Zumiez employees enjoy competing. Our entire system is built around creating opportunities for people to compete and to be recognized for their contributions. This is reflected in everything we do including empowering managers, building competition into almost all of our training and in how we recognize the successes of our employees throughout the organization.
- **Fairness and honesty**—Along with our employees, we strive to be fair and honest in all of our relationships. This includes how we work with each other, our vendors, our landlords and our customers.

Culture and Compensation Philosophy

The Zumiez culture guides how we manage our business and it permeates through our compensation philosophy. We believe our culture itself has value to our employees. Our culture allows our employees throughout the organization to make appropriate decisions to impact their results as well as our financial results. We believe the competitive people we hire and the training we provide helps us generate strong operating results and we believe that our employees value working in this kind of environment.

The compensation committee believes the purpose of the compensation program for our NEOs is to help attract, retain, align, motivate and reward executives capable of understanding, committing to, maintaining and enhancing the culture; and, with culture as a centerpiece of our competitive advantage, establishing and accomplishing business strategies and goals that we believe makes us an attractive investment for shareholders. To do so, the compensation committee believes the compensation program should offer compensation opportunities that:

- are externally competitive with compensation paid by companies in the market for executive talent;
- reward performance by linking compensation to quantitative and qualitative goals that the compensation committee believes is in the best long-term interest of shareholders;
- drive long-term shareholder thinking by delivering a substantial portion of the NEOs compensation or wealth in the form of equity that is directly linked to our stock price;
- are an effective blend of guaranteed and at-risk components, where the proportion of guaranteed pay is less than average and the proportion of at-risk pay is greater than average when compared against the competitive market; and
- for at-risk components of pay, are an effective balance between short-term and long-term interests of our shareholders.

The compensation committee believes that at-risk components should result in compensation for the executive in proportion to and to the extent justified by *performance*. For Zumiez executives, “performance” means, first of all, *doing the right things*—achieving the financial results that clearly drive the creation of shareholder value. The compensation program must align the interests and motivations of executives with those of shareholders. Secondly, performance means *doing things right*—acting as strong, respected and acknowledged leaders; and, as role models of leadership behavior in the community at-large. We believe that exemplary executive behavior helps to support sustainable long-term creation of shareholder value.

The compensation committee intends to continually explore, consider and introduce enhanced or new compensation approaches and elements for NEOs as appropriate.

Compensation Goals and Strategy for NEOs

Simplicity and Transparency. The compensation committee seeks *simplicity and transparency* in the compensation program for our NEOs. Therefore, the program focuses on easily understood components of clearly determinable value—base salary, bonuses, short-term cash based incentives and long-term equity awards. We refer to the combination of these as “total direct compensation.” The compensation committee does not use supplemental executive benefits and perquisites that are generally not also made available to our employees.

Attractive Compensation Opportunities. The compensation committee believes in and commits to planning for internal succession; however, the Company must be positioned to *attract and retain high-caliber executive talent in the external marketplace*. It believes it must be positioned to bring in seasoned, proven individuals from within the industry and beyond who can perform the full scope of their roles from the time of hire. Establishing and maintaining the ability to attract and retain talent is a top priority for compensation of NEOs. To address this priority responsibly on behalf of shareholders, the compensation committee works each year to:

- Establish a conservative salary range for each position to guide salary hiring offers and salary increase decisions.
- Establish a competitive total annual cash compensation opportunity for each position through annual cash incentives where payout is contingent on performance.
- Provide opportunities to earn stock incentives in proportions so that the long-term opportunity for each NEO to earn total direct compensation (salary plus annual cash incentives plus stock incentives) is above average should shareholders realize above average returns.

Pay-at-Risk. The compensation committee is committed to *pay-at-risk*. “Pay-at-risk” means compensation that is earned only upon clear evidence that the interests of shareholders have been served. By design, we believe the proportion of each NEOs total direct compensation that is at-risk is greater than what is typically observed in the marketplace. Conservative base salaries are combined with above-average cash and stock incentives to create a total package that is competitive. We believe the *pay-at risk* philosophy is evidenced by the fact that no NEO has been paid the maximum total incentive compensation in our history of being a public company.

Pay-for-Performance. The compensation committee believes pay-at-risk enables *pay-for-performance*. It allows major portions of total direct compensation to be paid only when short-term and long-term interests of shareholders have been met.

For *short-term (annual) pay-for-performance* for the NEOs as a group, the compensation committee has the following goals:

- Drive alignment around four general measures of performance: (1) comparable store sales results, (2) product margin, (3) diluted earnings per share and (4) operating related margins. The compensation committee believes these are the best measures because they have the largest impact on Zumiez ability to grow profitability and provide clarity to individual executives. Different performance measures may be utilized for different executives based in part on the executive’s ability to impact the performance measure. We calculate these performance measures as follows:
 - Comparable store sales— We report “comparable store sales” based on net sales beginning on the first anniversary of the first day of operation of a new store or ecommerce business. We operate a sales strategy that integrates our stores with our ecommerce platform. There is significant interaction between our in-store sales and our ecommerce sales channels and we believe that they are utilized in tandem to serve our customers. Therefore, our comparable store sales also include our ecommerce sales. Changes in our comparable store sales between two periods are based on net sales of “in-store” or ecommerce businesses which were in operation during both of the two periods being compared and, if a in-store or ecommerce business is included in the calculation of comparable store sales for only a portion of one of the two periods being compared, then that in-

store or ecommerce business is included in the calculation for only the comparable portion of the other period. Any change in square footage of an existing comparable store, including remodels and relocations, does not eliminate that store from inclusion in the calculation of comparable store sales. Any store or ecommerce business that we acquire will be included in the calculation of comparable store sales after the first anniversary of the acquisition date. Comparable store sales can be based on a geographic area (such as North America) or on a particular channel (such as “in-store” or ecommerce). We currently utilize comparable store sales growth based on our North America operations.

- Product margin—Product margin is calculated as net sales less cost of goods sold, divided by our net sales. For purposes of this calculation, our net sales consist of revenue recognized upon purchase by our customers, net of actual sales returns, excluding shipping revenue. For purposes of this calculation, our cost of goods sold consist of the cost of goods purchased from our private label vendors, including importing and inbound freight costs, and the cost of goods purchased from third party manufacturers, sold to our customers.
- Diluted earnings per share—Diluted earnings per share is calculated in accordance with GAAP. Diluted earnings per share can also be utilized on a consolidated basis or based upon a geographic area. We currently utilize diluted earnings per share on both a consolidated basis and on a North America basis.
- Operating related margins—In general operating margin represents operating profit divided by net sales. Operating margin may also be based on a particular business unit or geographic area in which we operate. Currently, we are utilizing “ecommerce operating margin” as an operating related margin performance measure. Ecommerce operating margin measures the operating profit of our ecommerce related business based on the cost of goods sold and the costs directly attributable to our ecommerce related business.
- Provide for the risk of zero annual short-term cash based incentives payout should minimum performance expectations not be met.
- Grant of awards that upon achievement of target performance measures, are in the best long-term interests of the shareholders.
- Provide for pay-at-risk, i.e., performance expectations that are challenging, but achievable.
- Communicate proactively to all NEOs performance expectations in order to establish clear incentive for achievement.
- Provide for upside compensation potential results that are beyond Company expectations.
- Set forth prudent limits, or caps, on upside potential to ensure no possibility of payouts that might be judged by shareholders as unjustifiable or excessive.

For *long-term pay-for-performance (long-term equity incentive)*, the compensation committee’s goal is to link the ultimate compensation amounts realized by NEOs directly and exclusively to the Company’s long-term common stock performance. To do so, the compensation committee makes use of stock-based awards for all NEOs (except as noted, below, under the section heading “The Compensation Decision-making Process”).

The compensation committee has used, and intends to make use of, both gain-based stock awards (stock options) and full-value stock awards (restricted stock). The compensation committee determines on an annual basis for each NEO the total value of an award, based on a competitive range, that best reflects in the compensation committee’s judgment both the individual’s long-term track record of success and potential for long-term value-added future contributions.

Gain-based awards have widespread use and have upside potential that can be highly motivational. However, the compensation committee: (i) is aware that gain-based awards have no downside potential similar to

that of holding outright shares of stock; (ii) recognizes that the exclusive and substantial use of gain-based awards has been historically noted by the investment community as a potential contributor to misguided or unacceptable decisions on the part of executives in certain other companies; and, (iii) knows that historic accounting advantages for the use of gain-based awards no longer exist. In addition, the compensation committee is aware of the executive compensation trend among publicly-held companies to utilize less gain-based awards in favor of full-value awards such as restricted stock. Therefore, the compensation committee continues to review and has deployed full-value restricted stock awards to help offset and balance the disadvantages of gain-based awards for achieving pay-for-performance and other compensation goals while retaining the advantages of gain-based awards. The mix of gain-based awards and full-value awards is evaluated annually by the compensation committee and adjusted based on input from the compensation consultant and the CEO, all in the context of the marketplace, our compensation philosophy, and what the compensation committee believes is in the best interest of the shareholders and the NEOs. The compensation committee also allows some deference to the CEO in the allocation between stock options and restricted stock, so long as the total compensation charge to Zumiez is equal to what was approved by the compensation committee.

Executive Officer Continuity. Undesirable, unanticipated or untimely departure of an executive officer is a risk to the Company that the compensation committee works to avoid. The risk stems from the potentially high costs of recruiting, relocation, operational disruption, reduced morale, turnover ripple effects among staff, negative external perceptions, reduced external confidence and lost intellectual capital.

The compensation committee encourages executive officer continuity by granting stock awards to an NEO where the ultimate realization of value not only depends on stock price, but also on the NEO remaining with Zumiez for many years. Accordingly, if a NEO were to depart from Zumiez then he or she could forfeit substantial amounts of unrealized compensation.

Shareholder Mentality. We believe it is in the best interests of shareholders for our leaders to feel, think and act like shareholders, and to have a “shareholder mentality” as they go about envisioning, planning for and executing operations. The compensation committee seeks to cultivate NEOs with a shareholder mentality by having NEOs receive, accumulate and maintain significant ownership positions in Zumiez through annual equity grants.

Within this concept, through equity awards granted over time, each of our NEOs has the ability to establish and maintain a valuable ownership in Zumiez.

Summary of the Elements of NEO Compensation

The compensation committee utilizes five primary elements for compensating NEOs:

- Base Salary
- Non-Equity Incentive Plan Compensation (“short-term cash based incentives”)
- Bonus
- Stock Option Grants
- Restricted Stock Grants

Total Pay Philosophy—Our “Total Pay” compensation philosophy is designed to recognize and reward the contributions of all employees, including executives, in achieving our strategic goals and business objectives, while aligning our compensation program with shareholder interests. We regularly assess our total pay package, and we adjust it as appropriate to remain competitive and to enable us to attract and retain our NEOs. We believe our total pay practices motivate our executives to build long-term shareholder value.

Base Salary is a pre-set fixed cash amount that is delivered regularly in equal portions through the year. Each NEOs annual base salary rate is reviewed from time to time and at least annually by the compensation committee. Outside of the CEO, the review is based on recommendations of the CEO.

Short-Term Cash Based Incentives are based on pre-set opportunities for cash awards to be paid after the end of the year based on performance for the year. Actual payouts may be between zero and twice the target amount, where the target amount is that established for each NEO by the compensation committee if target goals are achieved.

Bonuses may be awarded from time to time in order to attract and retain key NEOs. These bonuses, when awarded, are generally in addition to those earned from participating in short-term cash based incentives and are considered in the executive’s total direct compensation. The intention is to pay such bonuses rarely and in modest amounts if and only if other elements of the executive pay system do not respond to outstanding achievements clearly pursued and delivered in the interests of shareholders.

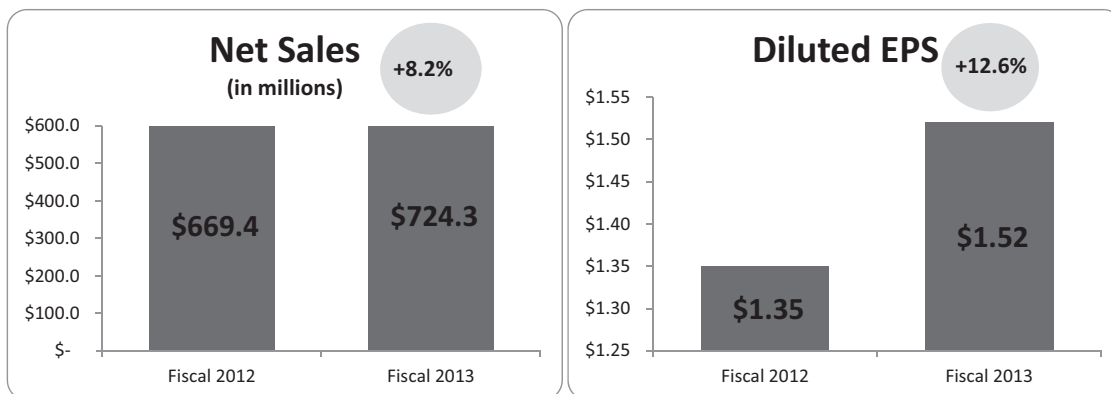
Stock Option Grants are opportunities granted from time to time (usually annually or at the time of hiring) to an NEO to purchase our common stock at some future time at a pre-established fixed price set at the time of grant. This price is the actual market price of the stock at the time of grant. The right to exercise options in a particular grant is accumulated over a number of years, and is subject to vesting based upon continued employment with us.

Restricted Stock Grants are awards of common voting shares of stock that are granted from time to time (usually annually or at the time of hiring) to each NEO. The right to earn the stock is contingent upon continued employment over a period of time.

The compensation committee views the elements of total direct compensation for NEOs as an integrated package to achieve all of the compensation goals described in the immediately preceding section of this discussion.

Fiscal 2013—A Review of This Past Year

In fiscal 2013 Zumiez achieved record net sales and earnings levels and continued to build on the momentum we had seen in fiscal 2012. The charts below show net sales and diluted earnings per share (“diluted EPS”) on a GAAP basis for fiscal 2012 and 2013 and the percentage growth in fiscal 2013.



In fiscal 2013, teen retail in general experienced a challenging sales environment, with many mall based retailers seeing significant sales declines. Zumiez was not immune to the declines in traffic, however with our distinctive brand offering and diverse product selection, as well as the unique customer experience our sales associates provide, our sales results held strong relative to the teen retail sector, with comparable stores sales

down slightly while product margins remained essentially flat. At the beginning of fiscal 2013, we anticipated the upcoming year would be more challenging; however, we made a decision to continue making strategic investments that we believe will reap long-term benefits.

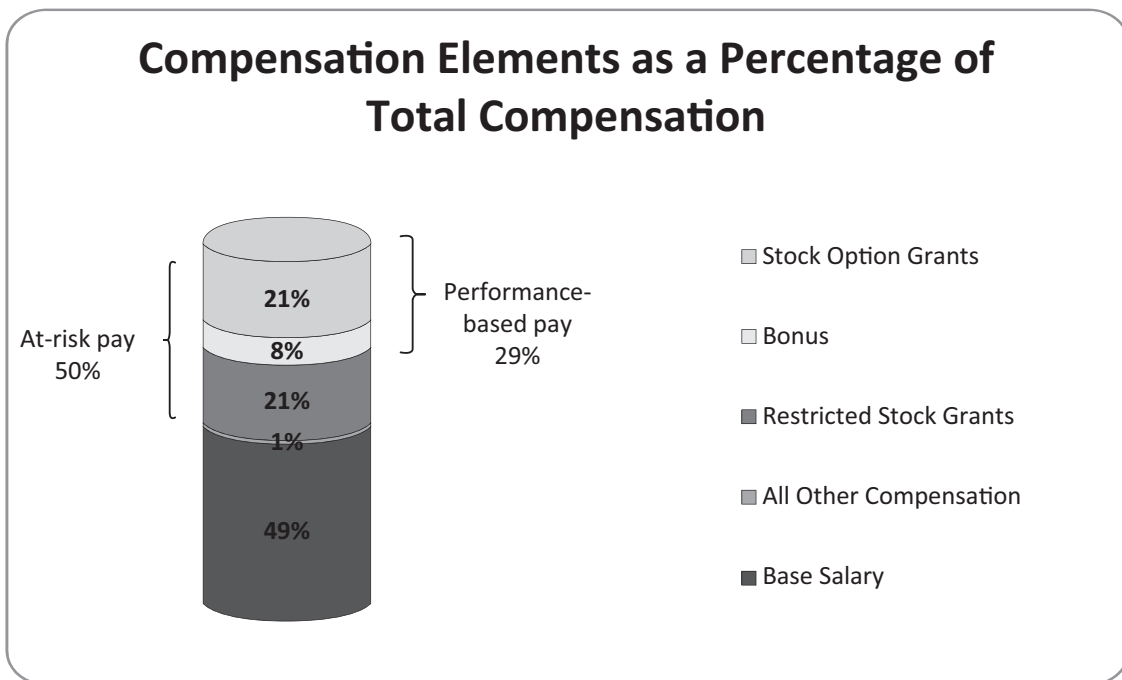
Considering the prior year performance and the plans in motion for fiscal 2013, the compensation committee granted salary increases to our NEOs, to keep pay in line with the stated compensation philosophy and market data.

The compensation committee believes the compensation structure outlined in previous years is still relevant and appropriate, so the short-term cash based incentives and long-term equity incentives components of compensation were designed to follow the same methodology and is discussed in further detail below.

We believe our positive fiscal 2012 and fiscal 2013 results are due to focusing on long-term winning solutions and the unique business model and compensation structure that have been formed over many years. We continued to make key infrastructure and people investments that resonated with our customers.

We believe that by making these key investments over many years and looking at financial results over a longer time horizon will provide a better long-term return for our investors; and since owned stock or stock based awards are the material component of our NEOs compensation and wealth creation, we believe our compensation structure aligns management’s and shareholders’ interests.

Due to our executive compensation programs emphasis on pay for performance and pay at risk, compensation awarded to the NEOs for fiscal 2013 reflected Zumiez’ results. As shown below, for the named executive officers as a group, excluding the Chairman and the CEO, pay at risk and performance-based pay for fiscal 2013 comprised an average of approximately 50% and 29%, respectively, of the total compensation as shown in the Summary Compensation Table. We have excluded our Chairman and CEO due to the difference in the compensation structure for the Chairman and CEO, who beneficially own 13.6% and 12.7% of the Company as of March 17, 2014, respectively, and have not received equity awards since before our initial public offering as discussed further under the section heading, “The Compensation Decision-making Process.”



Fiscal 2014—A Look at the Upcoming Year

We enter fiscal 2014 with many of the same challenges we faced throughout fiscal 2013. The teen retail sector is in the midst of a down cycle which appears to be driven by a combination of factors. With limited visibility into when these headwinds will subside, we are being cautious with our outlook for the year. Fiscal 2013 was also a heavy investment year relative to our top line growth. In fiscal 2014, we do not anticipate the same rate of growth for our cost structure; however, we do plan to fund the growth and strategic initiatives that support our long-term vision. This could put pressure on our earnings in the short-term, but we believe will reap long-term benefits.

The compensation committee evaluated compensation for fiscal 2013 with an eye toward balancing retention of key executive officers with our pay for performance principles and anticipated costs to the Company. With this in mind, the compensation committee kept the same elements of compensation for fiscal 2014 as the elements in place for fiscal 2013. As such, fiscal 2013 target total direct compensation consists of base salary, annual short-term cash based incentives, bonus and long-term equity incentive compensation in the form of stock options awards and restricted stock awards. The compensation committee believes this combination of elements of compensation is the appropriate mix to motivate future performance, drive Company results and retain executive officers. The compensation committee will continue to evaluate both quantitative and qualitative performance results relative to internal goals and standards as well as industry averages when evaluating and determining total direct compensation rewards and opportunities for its NEOs.

Base Salary

In March 2013, the compensation committee met and reviewed the evaluations of the NEOs and the overall performance of the Company against three objective measures; (1) comparable store sales performance, (2) product margin and (3) diluted earnings per share. Based upon our performance in fiscal 2012 and the contributions of the NEOs towards achieving these results, the following base salaries for fiscal 2013 were awarded:

<u>Executive Officer</u>	<u>Fiscal 2013 Base Salary (1)</u>	<u>Increase Over Prior Fiscal Year</u>
Thomas D. Campion, Chairman of the Board	\$315,800	3.0%
Richard M. Brooks, Chief Executive Officer and Director	\$650,500	3.0%
Christopher C. Work, Chief Financial Officer	\$228,100	8.6%
Lynn K. Kilbourne, President and General Merchandising Manager	\$521,000	6.5%
Ford K. Wright, Executive Vice President of Stores	\$286,600	3.0%
Troy R. Brown, Executive Vice President of Ecommerce and Omni-channel	\$339,400	N/A
Chris K. Visser, General Counsel and Corporate Secretary	\$255,400	N/A

(1) Reflects annualized base salary as of the fiscal year end. Refer to the Summary Compensation Table for actual base salary paid in fiscal 2013.

The compensation committee sets executive base salaries at levels it believes are competitive based on each individual executive's role and responsibilities. The compensation committee reviews base salaries for executive officers at the time of hire and thereafter on an annual basis. The compensation committee may also review base salary at the time of promotion or other significant changes in responsibilities. Base salary changes also impact target annual incentive bonus amounts, and actual annual incentive bonus payouts, because they are based on a percentage of base salary. When reviewing each executive's base salary, the compensation committee considers the level of responsibility and complexity of the executive's job, whether individual performance in the prior year was particularly strong or weak, and the salaries paid for the same or similar positions based on analysis of the competitive market. Consistent with the philosophy discussed previously, our executive base salaries generally are set at less than the median (at the 40th percentile) for comparable positions based on analysis of the competitive market.

Short-Term Cash Based Incentives

In March 2013, the compensation committee approved the terms of the fiscal 2013 short-term cash based incentives. Our NEOs short-term cash based incentives are targeted at approximately 0.3% of consolidated budgeted sales and 0.5% of consolidated budgeted sales at maximum payout. The short-term cash based incentives is appropriate to provide for increased payouts due to the significant shareholder returns commonly generated by above-target comparable store sales, product margin and diluted earnings per share performance. The compensation committee has the discretion under the plan to reduce the awards paid under the plan, but do not have discretion to increase payouts that are based on achievement of the objective performance goals or make a payout based on the objective performance goals if the first threshold targets are not achieved. All of our executives are subject to our Executive Compensation Recovery Policy, which further mitigates excessive risk taking. No payouts are made until audited financial results are received, reviewed and approved by the audit committee at our March meeting after our fiscal year has ended.

For each of the following performance measures, comparable store sales-North America, product margin-North America, ecommerce operating margin, diluted earnings per share-North America and diluted earnings per share-Consolidated, the compensation committee established performance thresholds for the NEOs. The first threshold relates to a minimum acceptable level of financial performance. Each succeeding threshold is designed to reward the NEOs based upon the improved financial performance of the business. The second threshold is the target threshold. The thresholds above the target threshold each pay out a higher percentage of base salary culminating in the top threshold, which is designed as a stretch challenge. The compensation committee believes these goals are not easily achieved; and, in the last eight years, no NEO has achieved all of the stretch challenge measurement goals. For fiscal 2013, the compensation committee used different performance measures for different NEOs. These are noted and presented by group (Consolidated, North America and Ecommerce) in the following tables which show the performance thresholds for each performance measure used for fiscal 2013:

Objective Measure	Performance Threshold—Consolidated				
	1	2	3	4	5
	Target				
Comparable Store Sales Growth—North America . . .	3.0%	4.5%	6.0%	7.0%	8.5%
Product Margin Improvement—North America	Last year minus	Last year plus	Last year plus	Last year plus	Last year plus
	0.3%	0.0%	0.2%	0.3%	0.5%
Diluted Earnings Per Share—Consolidated \$	1.55	\$ 1.59	\$ 1.65	\$ 1.70	\$ 1.78
Diluted Earnings Per Share Growth	14.8%	17.8%	22.2%	25.9%	31.9%

Objective Measure	Performance Threshold—North America				
	1	2	3	4	5
	Target				
Comparable Store Sales Growth—North America . . .	3.0%	4.5%	6.0%	7.0%	8.5%
Product Margin Improvement—North America	Last year minus	Last year plus	Last year plus	Last year plus	Last year plus
	0.3%	0.0%	0.2%	0.3%	0.5%
Diluted Earnings Per Share—North America \$	1.60	\$ 1.66	\$ 1.74	\$ 1.79	\$ 1.89
Diluted Earnings Per Share Growth	10.3%	14.5%	20.2%	23.4%	30.3%

Objective Measure	Performance Threshold—Ecommerce				
	1	2	3	4	5
	Target				
Comparable Store Sales Growth—North America . . .	3.0%	4.5%	6.0%	7.0%	8.5%
Ecommerce Operating Margin Improvement	Last year minus	Last year minus	Last year plus	Last year plus	Last year plus
	2.0%	0.7%	0.8%	1.8%	2.8%
Diluted Earnings Per Share—North America \$	1.60	\$ 1.66	\$ 1.74	\$ 1.79	\$ 1.89
Diluted Earnings Per Share Growth	10.3%	14.5%	20.2%	23.4%	30.3%

The following table represents the percentage of the respective NEOs base salary that will be earned upon achievement of the performance thresholds (“Threshold Percentage”):

<u>Executive Officer</u>	<u>Performance Threshold—Consolidated</u>				
	<u>1</u>	<u>2</u>	<u>3</u>	<u>4</u>	<u>5</u>
Thomas D. Campion, Chairman of the Board	16%	65%	98%	114%	130%
Richard M. Brooks, Chief Executive Officer and Director	25%	100%	150%	175%	200%
Christopher C. Work, Chief Financial Officer	13%	50%	75%	88%	100%
Lynn K. Kilbourne, President and General Merchandising Manager	21%	85%	128%	149%	170%

<u>Executive Officer</u>	<u>Performance Threshold—North America</u>				
	<u>1</u>	<u>2</u>	<u>3</u>	<u>4</u>	<u>5</u>
Ford K. Wright, Executive Vice President of Stores	16%	65%	98%	114%	130%
Chris K. Visser, General Counsel and Corporate Secretary	13%	50%	75%	88%	100%

<u>Executive Officer</u>	<u>Performance Threshold—Ecommerce</u>				
	<u>1</u>	<u>2</u>	<u>3</u>	<u>4</u>	<u>5</u>
Troy R. Brown, Executive Vice President of Ecommerce and Omni-channel	16%	65%	98%	114%	130%

The threshold percentages in the table above are multiplied by the percentages in the following table for each performance threshold achieved (“Objective Measure Weighting Percentage”). The compensation committee weights each threshold for each of the NEOs based upon that individual’s ability to impact the measure. For example, our Executive Vice President of Stores is more heavily weighted on the comparable store sales objective measure, while our President and General Merchandising Manager is more heavily weighted on product margin.

<u>Executive Officer</u>	<u>Objective Measure</u>				
	<u>Comparable Store Sales—North America</u>	<u>Diluted Earnings Per Share Growth—Consolidated</u>	<u>Diluted Earnings Per Share Growth—North America</u>	<u>Product Margin—North America</u>	<u>Ecommerce Operating Margin</u>
Thomas D. Campion, Chairman of the Board	30%	40%	n/a	30%	n/a
Richard M. Brooks, Chief Executive Officer and Director	30%	40%	n/a	30%	n/a
Christopher C. Work, Chief Financial Officer	30%	50%	n/a	20%	n/a
Lynn K. Kilbourne, President and General Merchandising Manager	30%	40%	n/a	30%	n/a
Ford K. Wright, Executive Vice President of Stores	40%	n/a	40%	20%	n/a
Troy R. Brown, Executive Vice President of Ecommerce and Omni-channel	15%	n/a	35%	n/a	50%
Chris K. Visser, General Counsel and Corporate Secretary	30%	n/a	50%	20%	n/a

Therefore, for each performance threshold achieved, the calculation of the short-term cash based incentive earned is as follows:

Base Salary (\$) x Threshold Percentage x Objective Measure Weighting Percentage

During fiscal 2013, we achieved the level one performance threshold for ecommerce operating margin improvement of last year minus 2.0% and the level two performance threshold for product margin-North America improvement of last year plus 0.0%. We did not achieve the minimum performance thresholds that were established for the diluted earnings per share and comparable store sales growth performance measures; accordingly, no short-term cash based incentive was paid for these performance measures.

Short-term cash based incentive awards for meeting these achievements were paid to the NEOs for fiscal 2013 in March 2014. The short-term cash based incentives target and compensation paid to the NEOs for fiscal 2013 are as follows:

<u>Executive Officer</u>	<u>Short-Term Cash Based Incentive Compensation Target</u>	<u>Short-Term Cash Based Incentive Compensation Paid</u>
Thomas D. Campion, Chairman of the Board	\$205,270	\$ 61,581
Richard M. Brooks, Chief Executive Officer and Director	\$650,500	\$195,150
Christopher C. Work, Chief Financial Officer	\$114,050	\$ 22,810
Lynn K. Kilbourne, President and General Merchandising Manager	\$442,850	\$132,855
Ford K. Wright, Executive Vice President of Stores	\$186,290	\$ 37,258
Troy R. Brown, Executive Vice President of Ecommerce and Omni-channel	\$220,610	\$ 27,576
Chris K. Visser, General Counsel and Corporate Secretary	\$127,720	\$ 25,544

Bonus

While we continue to open new stores and invest for the future, and have been for many years, the compensation committee recognizes the uncertain economic environment that has the potential to negatively impact virtually every industry including consumer discretionary spending businesses such as ours. The compensation committee recognizes that in some circumstances it may be advisable to establish and pay discretionary bonuses in order to reward NEOs for managing the business during difficult economic conditions. For example, in a situation where at the beginning of a fiscal year there was believed to be a wide range of possible financial outcomes, this variability may make it difficult to set targets for short-term cash based incentives. Accordingly, at the end of the fiscal year the compensation committee retains the discretion to award a bonus if the NEOs were able to achieve meaningful results during the fiscal year by managing the business, such as in the following ways:

- Cash and marketable securities position at year-end versus plan and prior year.
- Working capital versus plan and prior year.
- Capital spending versus plan and prior year.
- Operating income and diluted earnings per share performance for the year versus plan and the prior year.
- The current year’s performance relative to driving long-term value creation.

We may also award discretionary cash bonuses from time to time in order to attract and retain key NEOs.

The intention is to pay such bonuses rarely and in modest amounts if an only if other elements of the executive pay system to not respond to outstanding achievements clearly pursued and delivered in the interests of

our shareholders. The compensation committee also recognizes that such bonuses would be discretionary and would not qualify for deductibility under Section 162(m) of the Internal Revenue Code. For additional information on the applicability of Section 162(m), see the discussion under the section heading “Tax and Accounting Implications.”

Long-Term Equity Incentives

The compensation committee uses long-term equity incentives as a significant component of total compensation consistent with the culture and compensation philosophy. The compensation committee continues to believe in the importance of equity compensation for all executive officers and issues equity incentives broadly through the management population.

Additionally, because we do not have a pension or a supplemental executive retirement plan, we believe our executives should plan for their retirement substantially through potential wealth accumulation from equity gains.

Long-term equity incentive awards are determined through a combination of the Company’s performance, execution of our total compensation strategy of rewarding executives and providing a foundation for wealth building. Our stock option awards generally have a ten-year term and typically vest 25% per year. Our restricted stock awards generally vest 33% per year.

The compensation committee met in March 2013 and considered the performance of the Company, its overall compensation strategy and the level of equity grants to align the NEOs with shareholders. Based on the compensation committee’s deliberations, the following equity incentive awards were granted:

<u>Executive Officer</u>	<u>Restricted Stock Grants</u>	<u>Stock Option Grants</u>
Thomas D. Campion, Chairman of the Board	—	—
Richard M. Brooks, Chief Executive Officer and Director	—	—
Christopher C. Work, Chief Financial Officer	2,191	3,610
Lynn K. Kilbourne, President and General Merchandising Manager	13,026	21,460
Ford K. Wright, Executive Vice President of Stores	4,906	8,083
Troy R. Brown, Executive Vice President of Ecommerce and Omni-channel	5,865	9,662
Chris K. Visser, General Counsel and Corporate Secretary	2,191	3,610

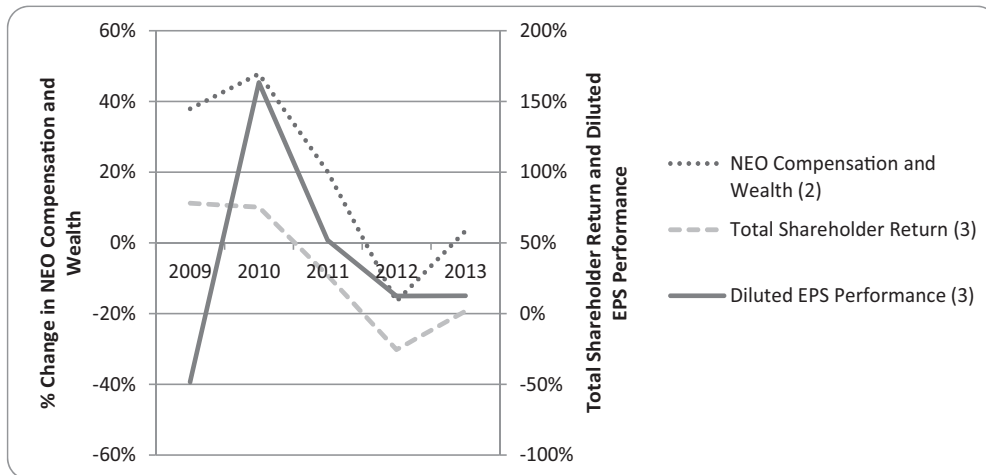
The compensation committee believes the levels of grants are appropriate, consistent with its compensation strategy and provide a meaningful alignment of the NEOs with the Company’s shareholders.

Equity Grant Timing Practices. All stock options granted at Zumiez have an exercise price equal to the closing market price of our stock on the grant date. Regular annual grants for employees are approved at the March compensation committee and board meetings, and the grant date for such annual grants is generally the second business day *after* the public release of fiscal year-end earnings. The grants are approved as formulas based on a specified dollar amount and approved dilution percentages; the number of shares and exercise price for each option grant are determined based on the closing market price of our stock on the grant date, and the number of shares for each restricted stock grant is determined by dividing the dollar amount by the closing market price of our stock on the grant date. The board gives the CEO the ability to grant a small number of equity awards for the current fiscal year at the March board meeting for new hires and promotions.

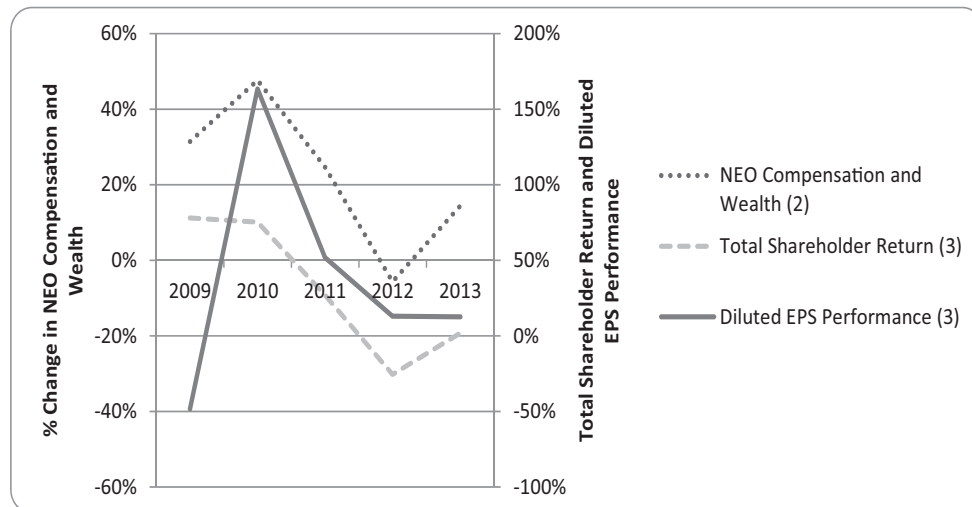
Executive Compensation and Change in Net Wealth of Zumiez Stock Compare to Total Shareholder Return and Diluted Earnings Per Share Performance

The following summary charts illustrate, over the previous five fiscal years, the relationship of the percentage change in executive compensation earned and change in net wealth of Zumiez stock value (“NEO Compensation and Wealth”) to total shareholder return and diluted earnings per share performance. For a discussion of how NEO Compensation and Wealth, total shareholder return and diluted earnings per share performance are calculated, please refer to the footnotes of these charts. Additionally, refer to our Summary Compensation Table for a summary of executive compensation calculated in accordance with SEC rules and regulations.

Chairman and Chief Executive Officer (1)



Other NEOs (4)



- (1) We have shown the comparison of our Chairman of the Board and Chief Executive Officer value to performance separately from the other NEOs due to the difference in the compensation structure for the Chairman and CEO (who beneficially own 13.6% and 12.7% of the Company as of March 17, 2014, respectively, and have not received equity awards since the time before our initial public offering).

- (2) NEO Compensation and Wealth is calculated based on (1) the cash compensation earned during the fiscal year (Salary, Bonus and Non-Equity Incentive Plan Compensation from the Summary Compensation Table), (2) all other compensation received during the fiscal year (All Other Compensation from the Summary Compensation Table), (3) the change in the ending value of owned stock, stock awards granted and in-the-money stock option awards and (4) realized gains on sales of stock.
- (3) Total shareholder return is measured by the percentage change in stock price as of the end of the fiscal year; diluted earnings per share (“diluted EPS”) performance is measured by the percentage change in annual diluted earnings per share.
- (4) This chart does not include Mr. Work as he was promoted to Chief Financial Officer in August 2012 and therefore does not have a comparable percentage change in NEO Compensation and Wealth from the prior years. Additionally, this chart does not include Mr. Brown or Mr. Visser as they do not have a comparable percentage change in NEO Compensation and Wealth from the prior years.

Who is Involved in Compensation Decisions for NEOs

The role of the compensation committee—The compensation committee oversees and governs the compensation of the NEOs. The compensation committee is currently composed of three independent outside directors. Its top priority is aligning the interests of the NEOs with those of shareholders and motivating them in the most effective manner possible to create maximum long-term shareholder value. The compensation committee’s responsibilities are to:

- Establish and articulate the philosophy, rationale and strategy for compensating all NEOs.
- Approve and oversee group and individual compensation plans designed to fulfill our philosophy and strategy.
- Develop, recommend and justify to the board all compensation decisions and actions for the CEO.
- Review and approve all compensation decisions and actions for other NEOs.
- Review and approve any up-front performance measures, goals, standards, weightings and formulas that may be used to determine future conditional awards for NEOs.
- Ensure the ongoing success of our compensation program for NEOs by seeking, pursuing, evaluating and implementing improvements.
- Review total compensation compared to compensation opportunities and practices in the competitive market for executive talent.
- Evaluate the enterprise risk associated with all forms of compensation.
- Appoint, determine the funding for, and oversee the independent compensation consultant.

The role of NEOs—The NEOs, and in particular the CEO, provide and explain information requested by the compensation committee and are present at compensation committee meetings as requested by the compensation committee. The NEOs are not present during deliberations or determination of their respective compensation. On behalf of the compensation committee, the CEO has the following specific responsibilities:

- Develop, recommend and justify, to the compensation committee, compensation decisions and actions for NEOs other than the CEO.
- Develop, recommend and justify, to the compensation committee, any up-front performance measures, goals, standards, weightings and formulas that may be used to determine future conditional awards for the compensation program for NEOs.
- Report, to the compensation committee, experiences with the compensation program for NEOs and present any perceived opportunities for improvement.
- Communicate appropriate information about the compensation committee’s actions and decisions to the other NEOs.

The role of external advisors—At the compensation committee’s discretion, it may engage and consult with external advisors as it determines necessary to assist in the execution of its duties. External advisors have the following responsibilities:

- Provide research, analysis and expert opinions, on an as-requested basis, to assist the compensation committee in education, deliberations and decision-making.
- Maintain independence from our management.
- Interact with members of management only with the approval of the chair of the compensation committee.

All external advisors are engaged directly by the compensation committee and independently of the management of the Company.

The compensation committee periodically engages a compensation consultant, Ascend Consulting, to work with the compensation committee on its compensation deliberations. During fiscal 2013, the compensation committee asked the consultant to provide an assessment of compensation levels and advise the compensation committee on compensation strategies based on a market analysis taking into account recruiting goals, and retaining and motivating talent to build shareholder value. The compensation committee and the Company believe the compensation consultant is independent of Zumiez and our management.

Our General Counsel and Corporate Secretary supports the compensation committee in its work.

The Compensation Decision-making Process

The compensation committee gathers together information to help it assess compensation for the NEOs, including:

- Tally sheets—We use tally sheets for each of the NEOs to summarize the significant components of compensation. At Zumiez, the components of compensation primarily include base salary, short-term cash based incentives, bonuses, equity incentives, 401K discretionary match and merchandise discounts. The tally sheets are compared to targeted total compensation. The tally sheets are used to help prepare the tables that follow this compensation discussion and analysis.
- Competitive Compensation Analysis—At the compensation committee’s direction, the compensation consultant developed and delivered analysis of competitive compensation for each NEO position. Analysis was performed using publicly-available information on executive pay levels compiled from the most recently available proxy statements of publicly-held companies. The focus was on selected samples of retail companies that best reflect the competitive market for executive talent: those of similar size, business profile and executive compensation practices. Supplemental analyses for the retail sector as a whole and across business sectors in both the Pacific Northwest and nationwide were also conducted. These, along with application of generally accepted methods of statistical analysis, helped ensure the accuracy, validity, reliability and defensibility of results. On the basis of this rigorous approach, the compensation consultant provided expert opinions and conclusions to the compensation committee about targets for base salary, short-term cash based incentives and long-term equity incentives for our NEO roles. The committee used this information to ensure that our stated philosophy and strategy for aligning executive compensation opportunities with the competitive market has been and continues to be fulfilled.
- Fiscal 2013 results—The compensation committee has access to fiscal 2013 operating plans and budgets as approved by the board of directors in March 2013. Management updates the compensation committee and the board on actual performance compared to budgets and summarizes for the compensation committee how the Company and the NEOs performed against the performance targets.

- Fiscal 2014 operating and financial plans—The compensation committee also receives the operating plan and budgets for fiscal 2014 as approved by the Company’s board of directors. The compensation committee uses this information to help establish performance targets for the upcoming fiscal year.
- Audited results—The compensation committee reviews the final audited results to confirm that performance targets were achieved. No incentive awards are made until audited results are received by the board.
- Wealth creation schedules—The compensation committee requests that management prepare wealth creation schedules for each NEO showing accumulated equity (both vested and unvested), the amount of vested equity awards exercised and the related pre-tax proceeds.
- Performance of teen specialty retailers—The compensation committee requests that management prepare a schedule for a group of teen retailers comparing comparable-store sales results for the last four fiscal years and the percentage change in diluted earnings per share comparing the most recent year-end results to the previous year. The teen retailers include: Abercrombie & Fitch, Aeropostale, American Eagle, Hot Topic, Tilly’s and Pacific Sunwear. The group was selected because they are generally considered to be leading lifestyle retailers in the teen market. All of the information for these retailers was summarized from publicly available data. The compensation committee compares our relative performance as an additional data point understanding that all of these companies are larger and may have significantly different business models with significantly different growth profiles.
- Evaluations—The compensation committee receives a self-evaluation and confidential upward evaluations of the CEO and summary evaluations of the remaining NEOs. The compensation committee chair solicits the full membership of the board for feedback on the CEO’s performance and prepares the CEO’s annual evaluation for review by the full compensation committee.

The compensation committee thoroughly and systematically reviews and discusses all information submitted. It asks management to clarify and supplement as appropriate. The committee then works with its consultant to determine fair and competitive compensation awards and opportunities for each of the NEOs.

The compensation committee currently structures the NEO compensation program to:

- Provide conservative (40th percentile) base salary opportunities against the Company’s competitive market for executive compensation talent.
- Establish average (50th percentile) total cash compensation opportunities (base salary, bonus and Short-Term Cash Based Incentives) against the competitive market.
- Provide long-term equity-based awards at the 50th percentile when compared to competitive practices for comparable roles. In the case of our Chairman and our CEO who beneficially own 13.6% and 12.7% of the Company, respectively, the compensation committee has concluded that each executive owns a sufficient amount of equity to align them with the long-term interests of shareholders. Because of this, neither our Chairman nor our CEO has received equity grants since before the Company’s initial public offering.

The compensation committee evaluates this approach to total direct compensation on an annual basis to best maintain alignment of the interests of NEO’s with the long-term economic interests of shareholders, given the maturity, complexity and size of the business. Included is a thorough review of the approach to the Chairman and CEO, where the committee reserves the right to provide additional equity-based awards to the incumbents if it determines doing so is in the best interests of shareholders and/or is needed to best reflect competitive practices.

During its deliberations, the compensation committee also considers:

- Long-term wealth accumulation—the accumulated wealth from previous equity incentives granted to each NEO.
- Internal pay equity—the relationship between the compensation of our CEO and the other NEOs, as well as staff at-large.

There is discretion inherent in the compensation committee's role of establishing compensation for the NEOs. The compensation committee has attempted to minimize discretion by focusing on the three objective financial measures it considers to be the long-term drivers of the Company's business: comparable store sales, product margin and diluted earnings per share. These three measures have historically been used exclusively to determine the short-term cash based incentives and are also key considerations in determining changes to base salary and long-term equity incentive awards. Some discretion is used by the compensation committee in evaluating the qualitative performance of the NEOs in determining base salary adjustments and payment of discretionary bonuses. Some discretion is also used in the granting of long-term equity incentive awards to help NEOs build wealth through ownership of Zumiez stock. However, in all of these uses of discretion the compensation committee is also governed by the overall compensation philosophy; and, is guided by explicit competitive targets and ranges of reasonableness.

In making its final decisions, the committee works to ensure that all outcomes are thoroughly justifiable and defensible as well as fair and effective from all critical perspectives: those of the full board, shareholders, objective external experts and the NEOs themselves.

Prior Advisory Vote on Executive Compensation. The shareholders of the Company are provided the opportunity to provide an advisory vote on the Company's executive compensation every three years. At the last such vote in May of 2011 the shareholders of the Company approved the Company's executive compensation in an advisory vote with 99.7% of the votes being cast in favor of the Company's executive compensation. The compensation committee viewed this vote as strong support for its executive compensation decisions and policies and, accordingly, it did not consider making changes to its executive compensation decisions and policies in response to this 2011 advisory shareholder vote.

Enterprise Risk and Compensation

The compensation committee considers all facets of the NEOs compensation structure and believes it appropriately balances the drive for financial results and risks to the Company. The compensation committee aligns executive compensation with shareholder interests by placing a majority of total compensation "at risk," and increasing the amount of pay that is "at risk" as the executives achieve higher levels of performance. "At risk" means the executive will not realize value unless performance goals are attained. The short-term incentives are tied to easily measureable financial metrics that the compensation committee believes are consistent, transparent and drive shareholder value; that is, comparable store sales-North America, product margin-North America, ecommerce operating margin, diluted earnings per share-Consolidated and diluted earnings per share-North America. The majority of the long-term based compensation vests over several years and is not tied to specific financial metrics. By combining annual cash incentives tied to short-term financial performance along with the majority of the NEOs long-term wealth creation tied to stock performance, the compensation committee believes an appropriate balance exists between rewarding performance without excessive risk taking. In addition the compensation committee believes the short-term incentives in place that are tied to financial performance do not provide excessive risk to the Company as they are capped at no more than 200% of base pay for our CEO, 170% for our President and GMM, 130% for our Chairman, Executive Vice President of Stores and Executive Vice President of Ecommerce and Omni-channel, and 100% for our CFO and our General Counsel and Corporate Secretary. The compensation committee believes that the overall executive compensation policy contains less than a 'reasonable likelihood' of material risk.

Employment Agreements

None of our U.S. employees have an employment agreement and all U.S. employees are "at will."

Tax and Accounting Implications

Accounting Treatment. We recognize a charge to earnings for accounting purposes for equity awards over their vesting period. We expect that the compensation committee will continue to review and consider the accounting impact of equity awards in addition to considering the impact for dilution and overhand when deciding on amounts and terms of equity grants.

Deductibility of Executive Compensation. Section 162(m) of the Internal Revenue Code limits the Company's ability to deduct certain compensation over \$1.0 million paid to the executive officers unless such compensation is based on performance objectives meeting certain criteria or is otherwise excluded from the limitation. The compensation committee believes that it is generally in the Company's best interests to comply with Section 162(m) and expects that most of the compensation paid to the named executives will either be under the \$1.0 million limit, eligible for exclusion (such as stock options) under the \$1.0 million limit, or based on qualified performance objectives. However, notwithstanding this general policy, the compensation committee also believes that there may be circumstances in which the Company's interests are best served by maintaining flexibility in the way compensation is provided, whether or not compensation is fully deductible under Section 162(m). Accordingly, it is possible that some compensation paid to executive officers may not be deductible to the extent that the aggregate of non-exempt compensation exceeds the \$1.0 million level. At our 2012 Annual Meeting of Shareholders, the Company's shareholders approved the material terms of the performance criteria under the Executive Officer Non-Equity Incentive Plan and therefore, the short-term cash based incentive awards (discussed earlier in the Compensation Discussion and Analysis) are eligible for exclusion under the Section 162(m) \$1.0 million limit for fiscal 2012 and beyond. Furthermore, in connection with Proposal 3—Approval of the Zumiez 2014 Equity Incentive Plan, we are asking the Company's shareholders to approve the material terms of the performance criteria that will be utilized in our short-term cash based incentive awards and other awards that may be made in the future pursuant to the terms of our Zumiez 2014 Equity Incentive Plan.

Taxation of Parachute Payments and Deferred Compensation. We do not provide and have no obligation to provide any executive officer, including any NEO, with a "gross-up" or other reimbursement payment for any tax liability that he or she might owe as a result of the application of Section 280G, 4999, or 409A of the Code. Sections 280G and 4999 of the Code provide that executive officers and directors who hold significant equity interests and certain other service providers may be subject to an excise tax if they receive payments or benefits in connection with a change in control that exceed certain limits prescribed by the Code, and that the employer may forfeit a deduction on the amounts subject to this additional tax. Section 409A of the Code also may impose significant taxes on a service provider in the event that he or she receives deferred compensation that does not comply with the requirements of Code Section 409A. We have structured our compensation arrangements with the intention of complying with or otherwise being exempt from the requirements of Code Section 409A. Further, our proposed new Zumiez 2014 Equity Incentive Plan provides that it shall be interpreted and administered to the extent necessary to comply with or effectuate an exemption from the requirements of Code Section 409A.

Advisory Vote on Executive Compensation

We are providing the Company's shareholders with the opportunity to vote to approve, on an advisory, non-binding basis, the compensation of our named executive officers at our 2014 Annual Meeting of Shareholders (please see Proposal 2—Advisory Vote on Executive Compensation. As noted above under the section heading "The Compensation Decision-making Process," the result of the prior advisory shareholder vote at our 2011 Annual Meeting of Shareholders was 99.7% of votes cast approved the compensation of our named executive officers.

Additionally, at our 2011 Annual Meeting of Shareholders, we provided the Company's shareholders with the opportunity to indicate their preference on how frequently we should seek an advisory vote on the compensation of our named executive officers, with the option for every "1 Year," every "2 Years," or every

“3 Years.” The result of this advisory vote was 58.9% of votes cast were in favor of an advisory vote on executive compensation every three years. Based on the board of directors’ recommendation for a frequency of three years and the voting results with respect to the frequency of future advisory votes on executive compensation, the board of directors determined that it will include in the annual shareholder meeting proxy materials a shareholder vote on executive compensation every three years until the next required vote on frequency of advisory votes on executive compensation, which will occur at the 2017 Annual Meeting of Shareholders. Therefore, the next advisory vote on executive compensation, after the one occurring at the 2014 Annual Meeting of Shareholders, will occur at the 2017 Annual Meeting of Shareholders.

COMPENSATION COMMITTEE INTERLOCKS AND INSIDER PARTICIPATION

Messrs. Ryles, Weber and Hyde currently serve as members of the compensation committee. No member of the compensation committee was at any time during fiscal 2013 or at any other time an officer or employee of Zumiez, and no member had any relationship with Zumiez requiring disclosure as a related-person in the section “Certain Relationships and Related Transactions.” No executive officer of Zumiez has served on the board of directors or compensation committee of any other entity that has or has had one or more executive officers who served as a member of our board of directors or compensation committee during fiscal 2013.

REPORT OF THE COMPENSATION COMMITTEE OF THE BOARD OF DIRECTORS

The compensation committee of the Company has reviewed and discussed the Compensation Discussion and Analysis required by Item 402(b) of Regulation S-K with management and, based on such review and discussion, the compensation committee recommended to the board of directors that the Compensation Discussion and Analysis be included in this Proxy Statement.

THE COMPENSATION COMMITTEE

Gerald F. Ryles, Chairman
Matthew L. Hyde
James M. Weber

The compensation committee report does not constitute soliciting material, and shall not be deemed to be filed or incorporated by reference into any other filing under the Securities Act of 1933, or the Securities Exchange Act of 1934, except to the extent that the Company specifically incorporates the compensation committee report by reference therein.

Summary Compensation Table

The following table shows all compensation for fiscal 2013, 2012 and 2011 awarded to, earned by, or paid to our CEO, our CFO and our other executive officers. These executive officers are referred to as “NEOs.”

<u>Name and Principal Position</u>	<u>Year</u>	<u>Salary (\$)</u>	<u>Stock Awards (\$) (1)</u>	<u>Option Awards (\$) (2)</u>	<u>Non-Equity Incentive Plan Compensation (\$) (3)</u>	<u>All Other Compensation (\$) (4)</u>	<u>Total (\$)</u>
Thomas D. Campion Chairman of the Board	2013	315,446	—	—	61,581	6,679	383,706
	2012	306,600	—	—	199,290	8,421	514,311
	2011	305,752	—	—	348,758	8,646	663,156
Richard M. Brooks Chief Executive Officer and Director	2013	649,769	—	—	195,150	10,823	855,742
	2012	631,324	—	—	568,350	11,794	1,211,468
	2011	606,456	—	—	965,790	8,248	1,580,494
Christopher C. Work (5) Chief Financial Officer	2013	227,404	54,359	54,403	22,810	5,964	364,940
	2012	158,265	63,532	224,997	54,501	6,926	508,221
Lynn K. Kilbourne (6) President and General Merchandising Manager	2013	519,779	323,175	323,402	132,855	3,333	1,302,544
	2012	489,113	295,504	295,503	391,400	4,363	1,475,883
	2011	472,596	253,100	248,911	581,875	5,092	1,561,574
Ford K. Wright Executive Vice President of Stores	2013	286,279	121,718	121,811	37,258	5,563	572,629
	2012	278,172	119,508	119,490	153,733	11,749	682,652
	2011	269,233	120,982	118,878	275,502	5,848	790,443
Troy R. Brown Executive Vice President of Ecommerce and Omni-channel	2013	338,270	145,511	145,606	27,576	6,941	663,904
Chris K. Visser General Counsel and Corporate Secretary	2013	255,154	54,359	54,403	25,544	1,878	391,338

- (1) This column represents the aggregate grant-date fair value of restricted stock awards calculated in accordance with FASB ASC Topic 718, excluding the impact of estimated forfeitures related to service based vesting conditions. For assumptions used in determining these values, please see Note 2 (listed under Stock Compensation) in the Notes to Consolidated Financial Statements in our fiscal 2013, 2012 and 2011 Form 10-K. Information regarding the restricted stock awards granted to the NEOs during fiscal 2013 is set forth in the Grants of Plan-Based Awards Table on a grant-by-grant basis.
- (2) This column represents the aggregate grant-date fair value of stock option awards calculated in accordance with FASB ASC Topic 718, excluding the impact of estimated forfeitures related to service based vesting conditions. For assumptions used in determining these values, please see Note 2 (listed under Stock Compensation) in the Notes to Consolidated Financial Statements in our fiscal 2013, 2012 and 2011 Form 10-K. Information regarding the stock option awards granted to our NEOs during 2013 is set forth in the Grants of Plan-Based Awards Table on a grant-by-grant basis.
- (3) The amounts set forth in this column were earned during fiscal 2013, 2012 and 2011 and paid in early fiscal 2014, 2013 and 2012, respectively, to each of the NEOs under our executive Short-Term Cash Based Incentives. For additional information on the determination of the amounts related to Non-Equity Incentive Plan Compensation, see the previous discussion in the Compensation Discussion and Analysis entitled, “Short-Term Cash Based Incentives.” Information regarding the threshold, target and maximum estimated future payouts under non-equity incentive plan awards is set forth in the Grants of Plan-Based Awards Table.

- (4) For fiscal 2013, All Other Compensation includes the amount of Company 401K employer match contributions, merchandise discounts, and any insurance reimbursements that are not generally available to all salaried employees. For fiscal 2013, Company 401K employer match contributions were as follows: Mr. Champion (\$6,368); Mr. Brooks (\$6,463); Ms. Kilbourne (\$2,492); Mr. Work (\$4,918); Mr. Wright (\$4,918); Mr. Brown (\$4,531) and Mr. Visser (\$0). For fiscal 2013, the value of merchandise discounts were as follows: Mr. Champion (\$311); Mr. Brooks (\$4,360); Ms. Kilbourne (\$841); Mr. Work (\$1,047); Mr. Wright (\$622); Mr. Brown (\$2,410) and Mr. Visser (\$382). Merchandise discounts are generally available to all qualified employees. In fiscal 2013, Mr. Visser also received a COBRA health plan reimbursement of \$1,493. For fiscal 2012 and 2011, All Other Compensation includes the amount of Company 401K employer match contributions, Company paid short-term and long-term disability insurance premiums, Company paid life insurance premiums and merchandise discounts.
- (5) Mr. Work was appointed as the Company's Chief Financial Officer effective August 23, 2012. His fiscal 2012 base salary upon his promotion was \$210,000 on an annualized basis.
- (6) On March 17, 2014, Ms. Kilbourne gave notice of her decision to resign from the Company effective April 18, 2014.

Grants of Plan-Based Awards

The following table provides information about equity and non-equity awards granted to the NEOs in fiscal 2013. In the columns described as Estimated Future Payouts Under Non-Equity Incentive Plan Awards, this table quantifies potential awards under the executive short-term cash based incentives plan discussed previously.

Name	Grant Date	Estimated Future Payouts Under Non-Equity Incentive Plan Awards (1)			All Other Stock Awards: Number of Shares of Stock or Units (#) (2)	All Other Option Awards: Number of Securities Underlying (3)	Exercise or Base Price of Option Awards (\$) (4)	Grant Date Fair Value of Stock and Option Awards (\$) (5)
		Threshold (\$)	Target (\$)	Maximum (\$)				
Thomas D. Campion Chairman of the Board		51,318	205,270	410,540				
Richard M. Brooks Chief Executive Officer and Director		162,625	650,500	1,301,000				
Christopher C. Work Chief Financial Officer	3/18/2013 3/18/2013	28,513	114,050	228,100	2,191	3,610	54,359 54,403	
Lynn K. Kilbourne President and General Merchandising Manager	3/18/2013 3/18/2013	110,713	442,850	885,700	13,026	21,460	323,175 323,402	
Ford K. Wright Executive Vice President of Stores	3/18/2013 3/18/2013	46,573	186,290	372,580	4,906	8,083	121,718 121,811	
Troy R. Brown Executive Vice President of Ecommerce and Omni-channel	3/18/2013 3/18/2013	55,153	220,610	441,220	5,865	9,662	145,511 145,606	
Chris K. Visser General Counsel and Corporate Secretary	3/18/2013 3/18/2013	31,930	127,720	255,440	2,191	3,610	54,359 54,403	

- (1) These columns show what the potential payout for each NEO was under the executive short-term cash based incentives for fiscal 2013 if the threshold, target or maximum goals were satisfied for all performance measures. Please refer to the discussion in the Compensation Discussion and Analysis entitled, "Short-Term Cash Based Incentives" and the Summary Compensation Table for amounts earned by the NEOs in fiscal 2013.
- (2) This column shows the number of shares of restricted stock granted in fiscal 2013 to the NEOs. The restricted stock awards vest over a three-year period in equal annual installments beginning on the first anniversary date of the grant. Please refer to the discussion in the Compensation Discussion and Analysis entitled, "Long-Term Equity Incentives." Information on the aggregate grant-date fair value of restricted stock awards is set forth in the Summary Compensation Table.
- (3) This column shows the number of stock options granted in fiscal 2013 to the NEOs. These stock options vest over a four-year period in equal annual installments beginning on the first anniversary date of the grant. Please refer to the discussion in the Compensation Discussion and Analysis entitled, "Long-Term Equity Incentives." Information on the aggregate grant-date fair value of stock option awards is set forth in the Summary Compensation Table.
- (4) This column shows the exercise price for the stock options granted, which was the closing price of the Company's stock on the grant date indicated.

- (5) This column represents the aggregate grant-date fair value of restricted stock and stock option awards calculated in accordance with FASB ASC Topic 718, excluding the impact of estimated forfeitures related to service based vesting conditions. For assumptions used in determining these values, please see Note 2 (listed under Stock Compensation) in the Notes to Consolidated Financial Statements in our fiscal 2013 Form 10-K. These amounts reflect the Company's accounting expense for these stock option and restricted stock awards to be recognized over the vesting period of the grants, and do not correspond to the actual value that will be recognized by the NEO.

Outstanding Equity Awards at Fiscal Year-End

The following table provides information on the holdings of stock option awards and restricted stock awards for the NEOs at February 1, 2014. This table includes unexercised and unvested stock options and restricted stock awards. The vesting schedule for each grant of stock options and restricted stock awards is shown in the footnotes to this table. The market value of the restricted stock awards is based on the closing market price of our stock on February 1, 2014, which was \$21.52.

Name	Option Awards				Stock Awards	
	Number of Securities Underlying Unexercised Options Exercisable (#)	Number of Securities Underlying Unexercised Options Unexercisable (#)	Options Exercise Price (\$)	Option Expiration Date	Number of Shares or Units of Stock That Have Not Vested (#)	Market Value of Shares or Units of Stock That Have Not Vested (\$)
Thomas D. Champion Chairman of the Board	—	—	—	—	—	—
Richard M. Brooks Chief Executive Officer and Director	—	—	—	—	—	—
Christopher C. Work Chief Financial Officer	1,665 3,267 — — — —	— (1) 9,799(2) 3,610(3) — — —	8.64 28.30 24.81 — — —	7/21/2019 9/15/2022 3/18/2023 — — —	— — — 646(4) 1,250(5) 1,374(6) 2,191(7)	— — — 13,902 26,900 29,568 47,150
Lynn K. Kilbourne President and General Merchandising Manager	40,000 40,000 40,000 12,450 8,146 3,497 — — —	— (8) — (9) — (10) 4,150(11) 8,144(12) 10,488(13) 21,460(3) — — —	27.31 35.85 14.00 19.23 25.31 34.57 24.81 — — —	3/9/2016 3/13/2017 3/12/2018 3/15/2020 3/14/2021 3/12/2022 3/18/2023 — — —	— — — — — — — 3,332(14) 5,698(15) 13,026(7)	— — — — — — — 71,705 122,621 280,320
Ford K. Wright Executive Vice President of Stores	35,000 31,500 40,000 55,000 10,764 3,890 1,414 — — —	5,000(16) — (9) — (10) — (17) 3,586(11) 3,890(12) 4,241(13) 8,083(3) — — —	27.31 35.85 14.00 6.88 19.23 25.31 34.57 24.81 — — —	3/9/2016 3/13/2017 3/12/2018 3/16/2019 3/15/2020 3/14/2021 3/12/2022 3/18/2023 — — —	— — — — — — — — 1,592(14) 2,304(15) 4,906(7)	— — — — — — — — 34,260 49,582 105,577
Troy R. Brown Executive Vice President of Ecommerce and Omni-channel	16,200 5,625 2,486 1,538 — — — —	— (17) 1,875(11) 2,484(12) 4,614(13) 9,662(3) — — —	6.88 19.23 25.31 34.57 24.81 — — —	3/16/2019 3/15/2020 3/14/2021 3/12/2022 3/18/2023 — — —	— — — — — 1,020(14) 2,506(15) 5,865(7)	— — — — — 21,950 53,929 126,215
Chris K. Visser General Counsel and Corporate Secretary	2,288 — — —	6,864(18) 3,610(3) — —	27.00 24.81 — —	10/15/2022 3/18/2023 — —	— — 2,083(19) 2,191(7)	— — 44,826 47,150

-
- (1) Options subject to this grant vest over a four-year period in equal annual installments beginning on the one-year anniversary of the grant date. The grant date was July 21, 2009.
 - (2) Options subject to this grant vest over a four-year period in equal annual installments beginning on the one-year anniversary of the grant date. The grant date was September 15, 2012.
 - (3) Options subject to this grant vest over a four-year period in equal annual installments beginning on the one-year anniversary of the grant date. The grant date was March 18, 2013.
 - (4) This restricted stock grant vest over a four-year period in equal annual installments beginning on the grant date anniversary. The grant date was March 15, 2010.
 - (5) This restricted stock grant vest over a four-year period in equal annual installments beginning on the grant date anniversary. The grant date was March 14, 2011.
 - (6) This restricted stock grant vest over a four-year period in equal annual installments beginning on the grant date anniversary. The grant date was March 16, 2012.
 - (7) This restricted stock grant vest over a three-year period in equal annual installments beginning on the grant date anniversary. The grant date was March 18, 2013.
 - (8) Options subject to this grant vest twenty percent on the one-year anniversary of the grant date and 1/48th of the remaining options vest each month thereafter. The grant date was March 9, 2006.
 - (9) Options subject to this grant vest over a five-year period in equal annual installments beginning on the one-year anniversary of the grant date. The grant date was March 13, 2007.
 - (10) Options subject to this grant vest over a four-year period in equal annual installments beginning on the one-year anniversary of the grant date. The grant date was March 12, 2008.
 - (11) Options subject to this grant vest over a four-year period in equal annual installments beginning on March 15, 2011. The grant date was June 3, 2010.
 - (12) Options subject to this grant vest over a four-year period in equal annual installments beginning on the one-year anniversary of the grant date. The grant date was March 14, 2011.
 - (13) Options subject to this grant vest over a four-year period in equal annual installments beginning on the one-year anniversary of the grant date. The grant date was March 12, 2012.
 - (14) This restricted stock grant vest over a three-year period in equal annual installments beginning on the grant date anniversary. The grant date was March 14, 2011.
 - (15) This restricted stock grant vest over a three-year period in equal annual installments beginning on the grant date anniversary. The grant date was March 12, 2012.
 - (16) Options subject to this grant vest over an eight-year period in equal annual installments beginning on the grant date anniversary. The grant date was March 9, 2006.
 - (17) Options subject to this grant vest over a four-year period in equal annual installments beginning on the one-year anniversary of the grant date. The grant date was March 16, 2009.
 - (18) Options subject to this grant vest over a four-year period in equal annual installments beginning on the one-year anniversary of the grant date. The grant date was October 15, 2012.
 - (19) This restricted stock grant vest over a three-year period in equal annual installments beginning on the grant date anniversary. The grant date was October 15, 2012.

Option Exercises and Stock Vested

The following table provides information for the NEOs on stock option exercises and on the vesting of other stock awards during fiscal 2013, including the number of shares acquired upon exercise or vesting and the value released before payment of any applicable withholding taxes and broker commissions.

<u>Name</u>	<u>Option Awards</u>		<u>Stock Awards</u>	
	<u>Number of Shares Acquired on Exercise (#)</u>	<u>Valued Realized on Exercise (1) (\$)</u>	<u>Number of Shares Acquired on Vesting (#)</u>	<u>Value Realized on Vesting (2) (\$)</u>
Thomas D. Campion Chairman of the Board	—	—	—	—
Richard M. Brooks Chief Executive Officer and Director	—	—	—	—
Christopher C. Work Chief Financial Officer	—	—	3,307	83,555
Lynn K. Kilbourne President and General Merchandising Manager	63,971	1,566,557	8,516	204,478
Ford K. Wright Executive Vice President of Stores	—	—	4,729	115,156
Troy R. Brown Executive Vice President of Ecommerce and Omni-channel	—	—	3,304	79,245
Chris K. Visser General Counsel and Corporate Secretary	—	—	695	19,641

- (1) The dollar amount realized upon exercise was calculated by determining the difference between the market price of the underlying shares of common stock at exercise and the exercise price of the stock options.
- (2) The dollar amount realized upon vesting was calculated by applying the market price of the restricted stock shares on the vesting dates.

Pension Benefits

The Company does not maintain a defined benefit pension plan or supplemental pension plan.

Nonqualified Deferred Compensation

The Company does not maintain a nonqualified deferred compensation plan.

Potential Payments Upon Termination or Change in Control

Certain of the NEOs have unvested stock options and awards of restricted stock under the Company's 2005 Equity Incentive Plan, the vesting of which may accelerate in the event of a Change in Control (as defined below). The Company does not have employment agreements with any of its employees, including its executive officers. Also, the Company does not maintain a severance or separation plan for its executive officers. Accordingly, except as described below, there are no agreements, arrangements or plans that entitle the Company's executive officers to enhanced benefits upon termination of their employment. The information

below is a summary of certain provisions of these agreements and does not attempt to describe all aspects of the agreements. The rights of the parties are governed by the actual agreements and are in no way modified by the abbreviated summaries set forth in this proxy statement.

Acceleration of Stock Award Vesting

The Company’s 2005 Equity Incentive Plan provides that in the event of a Change in Control (as defined below), if the surviving corporation does not assume or continue outstanding stock awards or substitute similar stock awards for those outstanding under the 2005 Equity Incentive Plan, then all such outstanding stock awards will be accelerated and become fully vested and exercisable immediately prior to the consummation of the Change in Control transaction.

For purposes of the 2005 Equity Incentive Plan, “Change in Control” means:

- (i) the consummation of a merger or consolidation of the Company with or into another entity or any other corporate reorganization, if more than 50% of the combined voting power of the continuing or surviving entity’s securities outstanding immediately after such merger, consolidation or other reorganization is owned by persons who were not shareholders of the Company immediately prior to such merger, consolidation or other reorganization; or
- (ii) the sale, transfer or other disposition of all or substantially all of the Company’s assets.

A transaction shall not constitute a Change in Control if its sole purpose is to change the state of the Company’s incorporation or to create a holding company that will be owned in substantially the same proportions by the persons who held the Company’s securities immediately before such transaction.

The following table shows the potential payments the NEOs could have received under these arrangements in connection with a Change in Control on February 1, 2014.

<u>Executive Officer</u>	<u>Stock Option Vesting in Connection with a Change in Control (1)</u>	<u>Restricted Stock Vesting in Connection with a Change in Control (2)</u>
Thomas D. Campion, Chairman of the Board	\$ —	\$ —
Richard M. Brooks, Chief Executive Officer and Director	\$ —	\$ —
Christopher C. Work, Chief Financial Officer	\$ —	\$117,521
Lynn K. Kilbourne, President and General Merchandising Manager	\$9,504	\$474,645
Ford K. Wright, Executive Vice President of Stores	\$8,212	\$189,419
Troy R. Brown, Executive Vice President of Ecommerce and Omni-channel	\$4,294	\$202,094
Chris K. Visser, General Counsel and Corporate Secretary	\$ —	\$ 91,976

- (1) Represents the amount calculated by multiplying the number of in-the-money options with respect to which the vesting would accelerate as a result of a Change in Control under the circumstances noted by the difference between the exercise price and the closing price of a share of common stock on the last trading day of fiscal 2013. The number of shares subject to unvested stock options and exercise prices thereof are shown previously in the Outstanding Equity Awards at Fiscal Year-End table.
- (2) Represents the amount of unvested restricted stocks awarded with respect to which the vesting would accelerate as a result of a Change in Control noted by the number of restricted stock shares unvested at the closing price of a share of common stock on the last trading day of fiscal 2013.

EQUITY COMPENSATION PLAN INFORMATION

The following table sets forth information concerning the Company's equity compensation plans at February 1, 2014:

Plan Category	Number of securities to be issued upon exercise of outstanding options, warrants and rights	Weighted-average exercise price of outstanding options, warrants and rights	Number of securities remaining available for future issuance under equity compensation plans
Equity compensation plans approved by security holders (1)	691,260	\$19.86	5,544,974
Equity compensation plans not approved by security holders (2) . . .	—	—	—
Employee stock purchase plans approved by security holders (3) . .	—	—	783,542

- (1) Equity compensation plans approved by shareholders include the 1993 Stock Option Plan, the 2004 Stock Option Plan and the 2005 Equity Incentive Plan.
- (2) The Company does not have any equity compensation plans that were not approved by the Company's shareholders.
- (3) Employee stock purchase plans approved by shareholders include the 2005 Employee Stock Purchase Plan.

REPORT OF THE AUDIT COMMITTEE OF THE BOARD OF DIRECTORS

The fiscal 2013 audit committee operates under a written charter adopted by the Company's board of directors. The charter of the audit committee is available at <http://ir.zumiez.com>.

We have reviewed and discussed with management our consolidated financial statements as of and for the fiscal year ended February 1, 2014.

We have reviewed and discussed with management and the independent auditor management's assessment of the effectiveness of the Company's internal control over financial reporting and the independent auditor's opinion about the effectiveness of the Company's internal control over financial reporting.

We have discussed with the independent auditor the matters required to be discussed by Public Company Accounting Oversight Board (PCAOB) Auditing Standard No. 16 (Communication with Audit Committees).

We have received and reviewed the written disclosures and the letter from our independent auditor required by applicable requirements of the PCAOB regarding the independent auditor's communications with the audit committee concerning independence, and have discussed with the independent auditor their independence.

Based on the reviews and discussions referred to previously, we recommended to our board of directors that the financial statements referred to previously be included in our Annual Report on Form 10-K.

THE AUDIT COMMITTEE

Ernest R. Johnson, Chairman
Sarah (Sally) G. McCoy
Gerald F. Ryles
Travis D. Smith

The audit committee report does not constitute soliciting material, and shall not be deemed to be filed or incorporated by reference into any other filing under the Securities Act of 1933, or the Securities Exchange Act of 1934, except to the extent that the Company specifically incorporates the audit committee report by reference therein.

Fees Paid to Independent Registered Public Accounting Firm for Fiscal 2013 and 2012

The aggregate fees billed by Moss Adams LLP for professional services rendered for fiscal 2013 and fiscal 2012, are as follows:

	<u>Fiscal 2013</u>	<u>Fiscal 2012</u>
Audit fees (1)	\$443,000	\$448,000
Audit-related fees (2)	16,000	15,000
Tax fees (3)	84,000	82,000
Total fees	<u>\$543,000</u>	<u>\$545,000</u>

- (1) Audit fees include services and costs in connection with the audit of the consolidated annual financial statements of the Company and reviews of the interim condensed consolidated financial statements included in the Company's quarterly reports.
- (2) Audit-related fees include services and costs in connection with the audit of the Company's 401K plan.
- (3) Tax fees include services and costs in connection with federal, state and foreign tax compliance and tax advice.

Policy on Audit Committee Pre-Approval of Audit and Permissible Non-Audit Services of Independent Registered Public Accounting Firm

The audit committee pre-approves all auditing services, internal control-related services and permitted non-audit services (including the fees and terms thereof) to be performed for the Company by its independent auditor, subject to the "de minimis exception" (discussed below) for non-audit services that are approved by the audit committee prior to the completion of the audit. The audit committee may form and delegate authority to subcommittees consisting of one or more members when appropriate, including the authority to grant pre-approvals of audit and permitted non-audit services, provided that decisions of such subcommittee to grant pre-approvals shall be presented to the full audit committee at its next scheduled meeting. The audit committee will evaluate whether any permitted non-audit services are compatible with maintaining the auditor's independence.

As discussed previously, all services of the auditor must be pre-approved by the audit committee except for certain services other than audit, review or attest services that meet the "de minimis exception" under 17 CFR Section 210.2-01, namely:

- the aggregate amount of fees paid for all such services is not more than 5% of the total fees paid by the Company to its auditor during the fiscal year in which the services are provided;
- such services were not recognized by the Company at the time of the engagement to be non-audit services; and
- such services are promptly brought to the attention of the audit committee and approved prior to the completion of the audit.

During fiscal 2013 and 2012, there were no services that were performed pursuant to the "*de minimis exception*."

PROPOSAL 2

ADVISORY VOTE ON EXECUTIVE COMPENSATION

We are providing the Company's shareholders with the opportunity to vote to approve, on an advisory, non-binding basis, the compensation of our named executive officers as disclosed pursuant to Item 402 of Regulation S-K, including the Compensation Discussion and Analysis, compensation tables and narrative discussion contained in this proxy statement.

As described in the section entitled, "Compensation Discussion and Analysis," our executive compensation programs are designed to attract, retain, align, motivate and reward executives capable of understanding, committing to, maintaining and enhancing the Zumiez culture; and, with culture as a centerpiece of our competitive advantage, establishing and accomplishing business strategies and goals that we believe makes the Company an attractive investment for shareholders. As a result, our compensation programs are designed to be externally competitive, reward performance, be fair and consistent, drive long-term shareholder thinking, be an effective blend of guaranteed and at-risk components and for at-risk components, be an effective blend between short-term and long-term. Furthermore, our compensation committee does not use supplemental executive benefits and perquisites that are generally not also made available to our employees.

We are presenting this proposal, which gives our shareholders, the opportunity to endorse or not endorse our executive compensation programs through an advisory vote on the following resolution:

"Resolved, that the shareholders approve, on an advisory basis, the compensation of our named executive officers, as disclosed pursuant to Item 402 of Regulation S-K, including the Compensation Discussion and Analysis, compensation tables and narrative disclosure, contained in this proxy statement."

This vote is advisory, and therefore not binding on the Company, the compensation committee or our board of directors. Our board of directors and our compensation committee value the opinions of our shareholders and to the extent there is any significant vote against the named executive officer compensation as disclosed in this proxy statement, we will consider our shareholders' concerns and the compensation committee will evaluate whether any actions are necessary to address those concerns. In addition, the non-binding advisory votes described in this Proposal 2 will not be construed as (1) overruling any decision by the Company, the board of directors, or the compensation committee relating to the compensation of the named executive officers, or (2) creating or changing any fiduciary duties or other duties on the part of the board of directors, or any committee of the board of directors, or the Company.

THE BOARD OF DIRECTORS RECOMMENDS A VOTE FOR THE APPROVAL, ON AN ADVISORY BASIS, OF THE COMPENSATION OF THE COMPANY'S NAMED EXECUTIVE OFFICERS AS DISCLOSED PURSUANT TO ITEM 402 OF REGULATION S-K, INCLUDING THE COMPENSATION DISCUSSION AND ANALYSIS, COMPENSATION TABLES AND NARRATIVE DISCUSSION CONTAINED IN THIS PROXY STATEMENT

PROPOSAL 3

APPROVAL OF THE ZUMIEZ INC. 2014 EQUITY INCENTIVE PLAN

On March 12, 2014, the board of directors approved, subject to shareholder approval, the Zumiez Inc. 2014 Equity Incentive Plan, or the 2014 Equity Incentive Plan. If the 2014 Equity Incentive Plan is approved by our shareholders, it will authorize the issuance of 3.4 million shares of common stock. The 2014 Equity Incentive Plan will replace the Zumiez Inc. 2005 Equity Incentive Plan (the “Predecessor Plan”), and no new awards will be granted under the Predecessor Plan. Any awards outstanding under the Predecessor Plan on the date of shareholder approval of the 2014 Equity Incentive Plan will remain subject to and be paid under the Predecessor Plan, and any shares subject to outstanding awards under the Predecessor Plan that subsequently cease to be subject to such awards (other than by reason of exercise or settlement of the awards in shares) will automatically become available for issuance under the 2014 Equity Incentive Plan.

The board of directors recommends that shareholders approve the 2014 Equity Incentive Plan. The purpose of the 2014 Equity Incentive Plan is to enhance the Company’s ability to attract and retain highly-qualified persons to serve as officers, non-employee directors, key employees and consultants and advisors of the Company and to promote greater ownership in the Company by such individuals in order to align their interests more closely with the interests of the Company’s shareholders. Shareholder approval of the 2014 Equity Incentive Plan will also enable the Company to grant awards under the 2014 Equity Incentive Plan that are designed to qualify for special tax treatment under Section 422 of the Code, and to enable the Company to receive a federal income tax deduction for certain compensation paid under the 2014 Equity Incentive Plan under Code Section 162(m).

Under Code Section 162(m), we are generally prohibited from deducting compensation paid to “covered employees” in excess of \$1 million per person in any year. “Covered employees” are defined as the principal executive officer and the three other most highly compensated Named Executive Officers (excluding the principal financial officer). Compensation that qualifies as “performance-based” is excluded for purposes of calculating the amount of compensation subject to the \$1 million limit. In general, one of the requirements that must be satisfied to qualify as “performance-based” compensation is that the material terms of the performance goals under which the compensation may be paid must be disclosed to and approved by a majority vote of our shareholders, generally at least once every five years. For purposes of Code Section 162(m), the material terms of the performance goals generally include (a) the individuals eligible to receive compensation upon achievement of performance goals, (b) a description of the business criteria on which the performance goals may be based, and (c) the maximum amount that can be paid to an individual upon attainment of the performance goals. By approving the 2014 Equity Incentive Plan, shareholders also will be approving the material terms of the performance goals under the 2014 Equity Incentive Plan. The material terms of the performance goals for the 2014 Equity Incentive Plan are disclosed below under “Summary of the 2014 Equity Incentive Plan.” Although shareholder approval of the 2014 Equity Incentive Plan will provide flexibility to grant awards under the 2014 Equity Incentive Plan that qualify as “performance-based” compensation under Code Section 162(m), we retain the ability to grant awards under the 2014 Equity Incentive Plan that do not qualify as “performance-based” compensation under Code Section 162(m).

The following features of the 2014 Equity Incentive Plan will continue to protect the interests of our shareholders:

Limitation on terms of stock options and stock appreciation rights. The maximum term of each stock option and stock appreciation right, or SARs, is ten years.

Limitation on share counting. Shares surrendered for the payment of the exercise price or withholding taxes under stock options or stock appreciation rights may not again be made available for issuance under the 2014 Equity Incentive Plan.

No repricing or grant of discounted stock options. The 2014 Equity Incentive Plan does not permit the repricing of options or stock appreciation rights either by amending an existing award or by substituting a new award at a lower price. The 2014 Equity Incentive Plan prohibits the granting of stock options or stock appreciation rights with an exercise price less than the fair market value of the common stock on the date of grant.

Clawback. Awards granted under the 2014 Equity Incentive Plan are subject to any then current compensation recovery or clawback policy of the Company that applies to awards under the 2014 Equity Incentive Plan.

Double-trigger acceleration. Under the 2014 Equity Incentive Plan we do not accelerate vesting of awards that are assumed or replaced by the resulting entity after a change in control unless an employee's employment is also terminated by the Company without cause or by the employee with good reason within one year of the change in control.

Code Section 162(m) Eligibility. Provides flexibility to grant awards under the 2014 Equity Incentive Plan that qualify as "performance-based" compensation under Code Section 162(m).

Dividends. We do not pay dividends or dividend equivalents on stock options, stock appreciation rights or unearned performance shares. Furthermore, the current form of award agreement for grants of restricted stock provides that unvested shares of restricted stock are not eligible to receive dividends.

Based on a review of the Company's historical practice, the board believes the shares available for grant under the 2014 Equity Incentive Plan will be sufficient to cover future award granting activity. In fiscal years 2011, 2012 and 2013, the Company granted equity awards (gross equity grants, which do not reflect the impact of cancellations) representing a total of approximately 372,008 shares, 285,802 shares and 343,059 shares, respectively. These awards reflect a three year average burn rate of 1.1%, which is below the Institutional Shareholders Services ("ISS") burn rate threshold mean of 2.35% and burn rate cap of 3.93% applied to our industry. It should also be noted that for ISS burn rate calculation purposes, ISS counts "full-value" awards such as restricted stock based on a multiplier that is tied to annual stock price volatility. For our Company, this multiplier is 1.5 so the Zumiez burn rate and ISS burn rate figures noted above, reflect that grants of restricted stock awards are counted on a 1.5 multiple as compared to grants of option awards. Additionally, purchases under our share repurchase program (as described in our Annual Report on Form 10-K) have enabled us to mitigate the dilutive effect of past awards under our equity plan. Notwithstanding circumstances not currently accounted for in our projects, such as significant market value fluctuations or acquisitions, the board of directors expects to continue to grant awards under the 2014 Equity Incentive Plan consistent with the Company's historic share utilization rates.

Summary of the 2014 Equity Incentive Plan

The principal features of the 2014 Equity Incentive Plan are summarized below. The following summary of the 2014 Equity Incentive Plan does not purport to be a complete description of all of the provisions of the 2014 Equity Incentive Plan. It is qualified in its entirety by reference to the complete text of the 2014 Equity Incentive Plan, which is attached to this proxy statement as Annex A.

Eligibility

Awards may be granted under the 2014 Equity Incentive Plan to officers, employees, consultants and advisors of the Company and its affiliates and to non-employee directors of the Company. Incentive stock options may be granted only to employees of the Company or its subsidiaries. As of March 17, 2014, approximately 150 employees (including 7 executive officers), 6 non-employee directors and no consultants and advisors would be eligible to receive grants under the 2014 Equity Incentive Plan.

Administration

The 2014 Equity Incentive Plan may be administered by the board of directors, or by the compensation committee of the board of directors or its delegate (each referred to as the “Committee”). The Committee, in its discretion, selects the individuals to whom awards may be granted, the time or times at which such awards are granted, and the terms of such awards.

Number of Authorized Shares

The number of shares of common stock authorized for issuance under the 2014 Equity Incentive Plan is 3.4 million shares. In addition, as of the date of shareholder approval of the 2014 Equity Incentive Plan, any awards then outstanding under the Predecessor Plans will remain subject to and be paid under the Predecessor Plan and any shares then subject to outstanding awards under the Predecessor Plan that subsequently cease to be subject to such awards (other than by reason of exercise or settlement of the awards in shares) will automatically become available for issuance under the 2014 Equity Incentive Plan. As of March 17, 2014, 5,399,825 shares of common stock were subject to outstanding awards under the Predecessor Plan. A total of approximately 29,226,312 shares of the common stock were outstanding as of March 17, 2014. The shares of common stock issuable under the 2014 Equity Incentive Plan will consist of authorized and unissued shares.

If any award is canceled, terminates, expires or lapses for any reason prior to the issuance of shares or if shares are issued under the 2014 Equity Incentive Plan and thereafter are forfeited to the Company, the shares subject to such awards and the forfeited shares will not count against the aggregate number of shares of common stock available for grant under the 2014 Equity Incentive Plan. In addition, the following items will not count against the aggregate number of shares of common stock available for grant under the 2014 Equity Incentive Plan: (a) the payment in cash of dividends or dividend equivalents under any outstanding award, (b) any award that is settled in cash rather than by issuance of shares of Common stock, or (c) awards granted in assumption of or in substitution for awards previously granted by an acquired company. Shares tendered or withheld to pay the option exercise price or tax withholding will continue to count against the aggregate number of shares of common stock available for grant under the 2014 Equity Incentive Plan.

Limits on Awards to Non-employee Directors

No more than \$300,000 may be granted in equity-based awards during any one year to a non-employee member of the board of directors, based on the grant date fair value for accounting purposes in the case of stock options or stock appreciation rights and based on the fair market value of the common stock underlying the award on the grant date for other equity-based awards.

Adjustments

If certain changes in the common stock occur by reason of any recapitalization, reclassification, stock split, reverse split, combination of shares, exchange of shares, stock dividend or other distribution payable in stock, or other increase or decrease in the common stock without receipt of consideration by the Company, or if there occurs any spin-off, split-up, extraordinary cash dividend or other distribution of assets by the Company, the number and kind of securities for which stock options and other stock-based awards may be made under the 2014 Equity Incentive Plan, including the individual award limits for “performance-based” compensation under Code Section 162(m), shall be equitably adjusted by the Company. In addition, if there occurs any spin-off, split-up, extraordinary cash dividend or other distribution of assets by the Company, the number and kind of securities subject to any outstanding awards and the exercise price of any outstanding stock options or SARs shall be equitably adjusted by the Company.

Types of Awards

The 2014 Equity Incentive Plan permits the granting of any or all of the following types of awards:

Stock Options. Stock options entitle the holder to purchase a specified number of shares of common stock at a specified price (the exercise price), subject to the terms and conditions of the stock option grant. The Committee

may grant either incentive stock options, which must comply with Code Section 422, or nonqualified stock options. The Committee sets exercise prices and terms, except that stock options must be granted with an exercise price not less than 100% of the fair market value of the common stock on the date of grant (excluding stock options granted in connection with assuming or substituting stock options in acquisition transactions). As of March 17, 2014, the closing sales prices of the common stock on the Nasdaq Global Select Market was \$25.49 per share. Unless the Committee determines otherwise, fair market value means, as of a given date, the closing price of the common stock. At the time of grant, the Committee determines the terms and conditions of stock options, including the quantity, exercise price, vesting periods, term (which cannot exceed ten years) and other conditions on exercise.

Stock Appreciation Rights. The Committee may grant SARs, as a right in tandem with the number of shares underlying stock options granted under the 2014 Equity Incentive Plan or as a freestanding award. Upon exercise, SARs entitle the holder to receive payment per share in stock or cash, or in a combination of stock and cash, equal to the excess of the share's fair market value on the date of exercise over the grant price of the SAR. The grant price of a tandem SAR is equal to the exercise price of the related stock option and the grant price for a freestanding SAR is determined by the Committee in accordance with the procedures described above for stock options. Exercise of an SAR issued in tandem with a stock option will reduce the number of shares underlying the related stock option to the extent of the SAR exercised. The term of a freestanding SAR cannot exceed ten years, and the term of a tandem SAR cannot exceed the term of the related stock option.

Restricted Stock, Restricted Stock Units and Other Stock-Based Awards. The Committee may grant awards of restricted stock, which are shares of common stock subject to specified restrictions, and restricted stock units, which represent the right to receive shares of the common stock in the future. These awards may be made subject to repurchase, forfeiture or vesting restrictions at the Committee's discretion. The restrictions may be based on continuous service with the Company or the attainment of specified performance goals, as determined by the Committee. Stock units may be paid in stock or cash or a combination of stock and cash, as determined by the Committee. The Committee may also grant other types of equity or equity-based awards subject to the terms of the 2014 Equity Incentive Plan and any other terms and conditions determined by the Committee.

Performance Awards. The Committee may grant performance awards, which entitle participants to receive a payment from the Company, the amount of which is based on the attainment of performance goals established by the Committee over a specified award period of not less than one year. Performance awards may be denominated in shares of common stock or in cash, and may be paid in stock or cash or a combination of stock and cash, as determined by the Committee. Performance awards include annual incentive awards.

No Repricing

Without shareholder approval, the Committee is not authorized to (a) lower the exercise or grant price of a stock option or SAR after it is granted, except in connection with certain adjustments to our corporate or capital structure permitted by the 2014 Equity Incentive Plan, such as stock splits, (b) take any other action that is treated as a repricing under generally accepted accounting principles or (c) cancel a stock option or SAR at a time when its exercise or grant price exceeds the fair market value of the underlying stock, in exchange for cash, another stock option or SAR, restricted stock, restricted stock units or other equity award, unless the cancellation and exchange occur in connection with a change in capitalization or other similar change.

Clawback

All cash and equity awards granted under the 2014 Equity Incentive Plan will be subject to the requirements of Section 954 of the Dodd-Frank Wall Street Reform and Consumer Protection Act regarding the recovery of erroneously awarded compensation, any implementing rules and regulations under such act, any policies adopted by the Company to implement such requirements, and any other compensation recovery policies as may be adopted from time to time by the Company.

Performance-Based Compensation under Section 162(m)

Performance Goals and Criteria. Under Code Section 162(m), we generally are prohibited from deducting compensation paid to our principal executive officer and our three other most highly compensated executive officers (other than our principal financial officer) in excess of \$1 million per person in any year. However, compensation that qualifies as “performance-based” is excluded for purposes of calculating the amount of compensation subject to the \$1 million limit.

If the Committee intends to qualify an award under the 2014 Equity Incentive Plan as “performance-based” compensation under Code Section 162(m), the performance goals selected by the Committee may be based on the attainment of specified levels of one, or any combination, of the following performance criteria for the Company on a consolidated basis, and/or specified subsidiaries or business units, as reported or calculated by the Company (except with respect to the total shareholder return and earnings per share criteria): (a) cash flow; (b) earnings per share, as adjusted for any stock split, stock dividend or other recapitalization; (c) earnings measures; (d) return on equity; (e) total shareholder return; (f) share price performance, as adjusted for any stock split, stock dividend or other recapitalization; (g) return on capital; (h) revenue; (i) income; (j) profit margin; (k) return on operating revenue; (l) brand recognition/acceptance; (m) customer satisfaction; (n) productivity; (o) expense targets; (p) market share; (q) cost control measures; (r) balance sheet metrics; (s) strategic initiatives; (t) implementation, completion or attainment of measurable objectives with respect to recruitment or retention of personnel or employee satisfaction; or (u) and any other business criteria established by the Committee, except that such business criteria shall include any derivations of business criteria listed above (e.g., income shall include pre-tax income, net income, operating income, etc.).

Performance goals may, in the discretion of the Committee, be established on a Company-wide basis, or with respect to one or more business units, divisions, subsidiaries or business segments, as applicable. Performance goals may be absolute or relative to the performance of one or more comparable companies or indices.

The Committee may determine prospectively at the time that the performance goals are established the extent to which measurement of performance goals may exclude the impact of charges for restructuring, discontinued operations, extraordinary items, and other unusual non-recurring items, and the cumulative effects of tax or accounting changes (each as defined by generally accepted accounting principles and as identified in the Company’s financial statements or other SEC filings).

Limitations. Subject to certain adjustments for changes in our corporate or capital structure described above, participants who are granted awards intended to qualify as “performance-based” compensation under Code Section 162(m) may not be granted stock options or stock appreciation rights for more than 1,000,000 shares in any calendar year or more than 500,000 shares for all share-based awards that are performance awards in any calendar year. The maximum dollar value granted to any participant pursuant to that portion of a cash award granted under the 2014 Equity Incentive Plan for any calendar year to any employee that is intended to satisfy the requirements for “performance-based compensation” under Code Section 162(m) may not exceed \$5 million for an annual incentive award and \$5 million for all other cash-based awards.

Transferability

Awards are not transferable other than by will or the laws of descent and distribution, except that in certain instances transfers may be made to or for the benefit of designated family members of the participant for no value.

Change in Control

Effect of Change in Control. Under the 2014 Equity Incentive Plan, in the event of a change in control in which outstanding awards are not assumed, converted or replaced by the resulting entity, then upon the change in

control all outstanding awards other than performance awards will become fully exercisable, all restrictions will lapse, and such awards will become vested and nonforfeitable, and all performance awards will be deemed to be satisfied and paid at target prorated up to and including the date of the change in control. In the event of a change in control in which outstanding awards are assumed, converted or replaced by the resulting entity, then, to the extent provided in the applicable award agreement, all outstanding awards other than performance awards will become fully exercisable, all restrictions will lapse, and such awards will become vested and nonforfeitable, and all performance awards will be deemed to be satisfied and paid at target (without proration) if, within one year after the change in control the participant's employment or service is terminated by the Company other than for cause or by the participant for good reason. Notwithstanding the foregoing, in the event of a change in control, all outstanding awards held by non-employee directors will become fully exercisable, all restrictions will lapse, and such awards will become vested and nonforfeitable, and any specified performance goals will be deemed to be satisfied at target.

Definition of Change in Control. A change in control of the Company generally means the occurrence of any of the following events:

- (i) an acquisition by any individual, entity or group of beneficial ownership of 50% or more of either (a) the then outstanding shares of common stock or (b) the combined voting power of the then outstanding voting securities of the Company entitled to vote generally in the election of directors (generally excluding any acquisition directly from the Company, any acquisition by the Company, any acquisition by any employee benefit plan of the Company or a related company, or an acquisition pursuant to certain transactions described in paragraph (iii) below);
- (ii) a change in the composition of the board of directors such that the incumbent members of the board of directors cease to constitute at least a majority of the board (not including directors whose election, or nomination for election by stockholders, was approved by at least a majority of the incumbent board); or
- (iii) consummation of a reorganization, merger or consolidation, a sale of all or substantially all of the Company's outstanding assets or the acquisition of assets or stock of another entity by the Company, unless after such transaction (a) the beneficial owners of common stock and voting securities of the Company immediately prior to the transaction retain at least 50% of such common stock and voting securities of the company resulting from such transaction, (b) no person beneficially owns 50% or more of the then outstanding common stock or voting securities of the company resulting from such transaction except to the extent such ownership existed prior to the transaction, and (c) at least a majority of the members of the board of directors of the company resulting from such transaction were incumbent directors of the Company prior to such transaction.

Term, Termination and Amendment of the 2014 Equity Incentive Plan

Unless earlier terminated by the board of directors, the 2014 Equity Incentive Plan will terminate, and no further awards may be granted, ten years after the date on which it is approved by shareholders. The board of directors may amend, suspend or terminate the 2014 Equity Incentive Plan at any time, except that, if required by applicable law, regulation or stock exchange rule, shareholder approval will be required for any amendment. The amendment, suspension or termination of the 2014 Equity Incentive Plan or the amendment of an outstanding award generally may not, without a participant's consent, materially impair the participant's rights under an outstanding award.

New Plan Benefits

A new plan benefits table for the 2014 Equity Incentive Plan and the benefits or amounts that would have been received by or allocated to participants for the last completed fiscal year under the 2014 Equity Incentive Plan if the 2014 Equity Incentive Plan was then in effect, as described in the federal proxy rules, are not provided because all awards made under the 2014 Equity Incentive Plan will be made at the Committee's discretion,

subject to the terms of the 2014 Equity Incentive Plan. Therefore, the benefits and amounts that will be received or allocated under the 2014 Equity Incentive Plan are not determinable at this time. The equity grant program for our non-employee directors is described under the Director Compensation section in this Proxy Statement.

Federal Income Tax Information

The following is a brief summary of the U.S. federal income tax consequences of the 2014 Equity Incentive Plan generally applicable to the Company and to participants in the 2014 Equity Incentive Plan who are subject to U.S. federal taxes. The summary is based on the Code, applicable Treasury Regulations and administrative and judicial interpretations thereof, each as in effect on the date of this Proxy Statement, and is, therefore, subject to future changes in the law, possibly with retroactive effect. The summary is general in nature and does not purport to be legal or tax advice. Furthermore, the summary does not address issues relating to any U.S. gift or estate tax consequences or the consequences of any state, local or foreign tax laws.

Nonqualified Stock Options. A participant generally will not recognize taxable income upon the grant or vesting of a nonqualified stock option with an exercise price at least equal to the fair market value of our common stock on the date of grant and no additional deferral feature. Upon the exercise of a nonqualified stock option, a participant generally will recognize compensation taxable as ordinary income in an amount equal to the difference between the fair market value of the shares underlying the stock option on the date of exercise and the exercise price of the stock option. When a participant sells the shares, the participant will have short-term or long-term capital gain or loss, as the case may be, equal to the difference between the amount the participant received from the sale and the tax basis of the shares sold. The tax basis of the shares generally will be equal to the greater of the fair market value of the shares on the exercise date or the exercise price of the stock option.

Incentive Stock Options. A participant generally will not recognize taxable income upon the grant of an incentive stock option. If a participant exercises an incentive stock option during employment or within three months after employment ends (12 months in the case of permanent and total disability), the participant will not recognize taxable income at the time of exercise for regular U.S. federal income tax purposes (although the participant generally will have taxable income for alternative minimum tax purposes at that time as if the stock option were a nonqualified stock option). If a participant sells or otherwise disposes of the shares acquired upon exercise of an incentive stock option after the later of (a) one year from the date the participant exercised the option and (b) two years from the grant date of the stock option, the participant generally will recognize long-term capital gain or loss equal to the difference between the amount the participant received in the disposition and the exercise price of the stock option. If a participant sells or otherwise disposes of shares acquired upon exercise of an incentive stock option before these holding period requirements are satisfied, the disposition will constitute a “disqualifying disposition,” and the participant generally will recognize taxable ordinary income in the year of disposition equal to the excess of the fair market value of the shares on the date of exercise over the exercise price of the stock option (or, if less, the excess of the amount realized on the disposition of the shares over the exercise price of the stock option). The balance of the participant’s gain on a disqualifying disposition, if any, will be taxed as short-term or long-term capital gain, as the case may be.

With respect to both nonqualified stock options and incentive stock options, special rules apply if a participant uses shares of common stock already held by the participant to pay the exercise price or if the shares received upon exercise of the stock option are subject to a substantial risk of forfeiture by the participant.

Stock Appreciation Rights. A participant generally will not recognize taxable income upon the grant or vesting of an SAR with a grant price at least equal to the fair market value of our common stock on the date of grant and no additional deferral feature. Upon the exercise of an SAR, a participant generally will recognize compensation taxable as ordinary income in an amount equal to the difference between the fair market value of the shares underlying the SAR on the date of exercise and the grant price of the SAR.

Restricted Stock Awards, Restricted Stock Units, and Performance Awards. A participant generally will not have taxable income upon the grant of restricted stock, restricted stock units or performance awards. Instead, the

participant will recognize ordinary income at the time of vesting or payout equal to the fair market value (on the vesting or payout date) of the shares or cash received minus any amount paid. For restricted stock only, a participant may instead elect to be taxed at the time of grant.

Unrestricted Stock Awards. Upon receipt of an unrestricted stock award, a participant generally will recognize compensation taxable as ordinary income in an amount equal to the excess of the fair market value of the shares at such time over the amount, if any, paid by the participant with respect to the shares.

Other Stock or Cash-Based Awards. The U.S. federal income tax consequences of other stock or cash-based awards will depend upon the specific terms of each award.

Tax Consequences to the Company. In the foregoing cases, we generally will be entitled to a deduction at the same time, and in the same amount, as a participant recognizes ordinary income, subject to certain limitations imposed under the Code.

Code Section 409A. We intend that awards granted under the 2014 Equity Incentive Plan comply with, or otherwise be exempt from, Code Section 409A, but make no representation or warranty to that effect.

Tax Withholding. We are authorized to deduct or withhold from any award granted or payment due under the 2014 Equity Incentive Plan, or require a participant to remit to us, the amount of any withholding taxes due in respect of the award or payment and to take such other action as may be necessary to satisfy all obligations for the payment of applicable withholding taxes. We are not required to issue any shares of common stock or otherwise settle an award under the 2014 Equity Incentive Plan until all tax withholding obligations are satisfied.

Vote Required

Approval of the 2014 Equity Incentive Plan requires that the number of “For” votes exceeds the number of “Against” votes cast by the holders of our shares of common stock entitled to vote on the proposal.

THE BOARD OF DIRECTORS RECOMMENDS THAT YOU VOTE FOR THE APPROVAL OF THE ZUMIEZ INC. 2014 EQUITY INCENTIVE PLAN

PROPOSAL 4

APPROVAL OF THE ZUMIEZ INC. 2014 EMPLOYEE STOCK PURCHASE PLAN

General

Our board of directors proposes and recommends that shareholders approve and adopt the Zumiez Inc. 2014 Employee Stock Purchase Plan (the “2014 ESPP”). The 2014 ESPP was approved by the board of directors on March 12, 2014. The board of directors and the Company’s management believe that the adoption of the 2014 ESPP is in the best interests of the Company and necessary to provide eligible employees with a convenient method for acquiring an equity interest in the Company, enhance their sense of participation in the Company’s business and provide an incentive for continued employment. Approval of the 2014 ESPP requires that the number of “For” votes exceeds the number of “Against” votes cast by the holders of our shares of common stock entitled to vote on the proposal.

Description of the 2014 ESPP

In the following paragraphs we summarize the principal features of the 2014 ESPP as it is proposed to be adopted. This summary is qualified in its entirety by reference to the full text of the 2014 ESPP, which is attached to this proxy statement as Annex B. Shareholders are urged to read the 2014 ESPP in its entirety. Any capitalized terms used in this summary description but not defined here or elsewhere in this proxy statement have the meanings assigned to them in the 2014 ESPP.

On March 6, 2014, the Company’s board of directors adopted the 2014 ESPP and reserved 400,000 shares of common stock for issuance thereunder. The 2014 ESPP, including the right of participants to make purchases under the 2014 ESPP, is intended to qualify as an “Employee Stock Purchase Plan” under the provisions of Section 423 of the Code. The 2014 ESPP is not a qualified deferred compensation plan under Section 401(a) of the Code, and is not subject to the provisions of ERISA.

Purpose of the 2014 ESPP

The purpose of the 2014 ESPP is to provide employees, including the employees of any subsidiaries designated by the board of directors, with a convenient means to acquire an equity interest in the Company through payroll deductions, to enhance those employees’ sense of participation in our business, and to provide an incentive for continued employment.

Administration of the 2014 ESPP

The 2014 ESPP is administered by the compensation committee of the board of directors. All questions of interpretation or application of the 2014 ESPP are determined by the compensation committee and its decisions are binding upon all participants in the 2014 ESPP. The compensation committee may delegate any or all aspects of the day-to-day administration of the 2014 ESPP to one or more officers or employees of the Company or any subsidiary, and/or to one or more agents.

Eligibility

Employees of the Company and its designated subsidiaries to which participation in the 2014 ESPP is extended by the compensation committee are eligible to participate in the 2014 ESPP. Unless otherwise determined by the compensation committee, the following classes of employees shall be excluded from participation in an offering under the 2014 ESPP: (i) employees whose customary employment is 20 hours or less per week, (ii) employees whose customary employment is for not more than five months in any calendar year and (iii) employees who have been employed less than five consecutive months prior to the beginning of an offering period.

As of the March 17, 2014, approximately 2,300 employees were eligible to participate in the 2014 ESPP.

Offering Periods

The length of an offering period shall be as determined by the compensation committee, but in no event shall exceed 27 months. It is currently anticipated that offering periods will be six month periods, and the first offering period is anticipated to begin on October 1, 2014.

An eligible employee may begin participating in the 2014 ESPP effective at the beginning of an offering period. Once enrolled in the 2014 ESPP, a participant is able to purchase shares of the Company's common stock with payroll deductions at the end of the applicable offering period.

Purchase Price

The price at which shares are purchased under the 2014 ESPP will not be less than an amount equal to the lower of (i) 85% of the fair market value of a share of common stock on the first day of the offering period or (ii) 85% of the fair market value of a share of common stock on the last day of the offering period. For purposes of the 2014 ESPP, fair market value means the closing or last price of the common stock on the trading day, or if the applicable day is not a trading day, the trading day immediately preceding the applicable date.

Payment of the Purchase Price; Payroll Deductions

A participant may designate payroll deductions to be used to purchase shares equal to a percentage of the participant's eligible compensation that does not exceed 15%. A participant may change or discontinue payroll deductions in accordance with terms and procedures that the plan administrator may establish. A participant may withdraw from the 2014 ESPP at any time, and in that event all accumulated payroll deductions will be refunded to the participant.

At the end of each offering period, unless the participant has withdrawn from the 2014 ESPP, payroll deductions are applied automatically to purchase common stock at the price described above. The number of shares purchased is determined by dividing the payroll deductions by the applicable purchase price. Any amount that remains in a participant's payroll deduction account after a purchase (i.e., if not sufficient to purchase an additional whole share) shall be carried over for future purchases. In no event may a participant purchase more than 5,000 shares in any offering period.

Adjustments and Limitations

In the event of a merger, consolidation, reorganization, recapitalization, stock dividend, stock split, reverse stock split, exchange of shares, issuance of rights to subscribe or other change in capital structure, the compensation committee will appropriately adjust the number of shares available under the 2014 ESPP.

A participant is not permitted to purchase shares under the 2014 ESPP if the participant would own shares of common stock possessing 5% or more of the total combined voting power or value of all series of our common stock. A participant is also not permitted to purchase common stock with a fair market value in excess of \$25,000 in any one calendar year. A participant does not have the rights of a shareholder until the shares are actually owned by the participant.

Nonassignability

Rights to purchase common stock under the 2014 ESPP may not be transferred by a participant and may be exercised during a participant's lifetime only by the participant.

Amendment and Termination of the 2014 ESPP

The 2014 ESPP may be amended at any time by the compensation committee, subject to the approval of the Company's shareholders to the extent required by Section 423 of the Code, applicable law, or stock exchange listing standards.

U.S. Federal Income Tax Consequences

The following tax discussion is a general summary of current U.S. federal income tax law consequences to participants in the 2014 ESPP as of the date of this proxy statement. The discussion is intended solely for general information and does not make specific representations to 2014 ESPP participants. The discussion does not address state, local or foreign income tax rules or other U.S. tax provisions, such as estate or gift taxes. A participant's particular situation may be such that some variation of the basic rules is applicable to him or her. In addition, the federal income tax laws and regulations frequently have been revised and may be changed again at any time. Therefore, each recipient is urged to consult a tax advisor before exercising any award or before disposing of any shares acquired under the plan both with respect to federal income tax consequences as well as any foreign, state or local tax consequences.

No income will be taxable to a participant at the time of the grant of the right to purchase shares or the actual purchase of the shares. Upon disposition of the shares, the participant will generally be subject to tax and the amount of the tax will depend upon the participant's holding period. Payroll deductions under the 2014 ESPP will be subject to income tax and the normal tax withholding rules.

If the shares have been held by the participant for more than two years after the date of option grant (i.e., the beginning of the applicable offering period), the lesser of (a) the excess of the fair market value of the shares at the time of such disposition over the purchase price for the shares or (b) the excess of the fair market value of the shares at the time the option was granted over the purchase price for the shares (determined based on the fair market value of the shares on that date) will be treated as ordinary income, and any further gain will be treated as long-term capital gain. If the shares are disposed of before the expiration of this holding period, the excess of the fair market value of the shares on the exercise date over the purchase price will be treated as ordinary income, and any further gain or loss on such disposition will be long-term or short-term capital gain or loss, depending on the holding period.

We are not entitled to a deduction for amounts taxed as ordinary income or capital gain to a participant except to the extent of ordinary income reported by participants upon disposition of shares within two years from the beginning of the applicable offering period.

New Plan Benefits

Eligible employees participate in the 2014 ESPP voluntarily and each such employee determines his or her level of payroll deductions within the guidelines fixed by the 2014 ESPP. Accordingly, future purchases under the 2014 ESPP are not determinable at this time. Non-management directors are not eligible to participate in the 2014 ESPP. Therefore, such awards have not been included in a table in this proxy statement. As of March 17, 2014, the closing price of common stock was \$25.49 per share.

Recommendation of the Board

**THE BOARD OF DIRECTORS UNANIMOUSLY RECOMMENDS THAT SHAREHOLDERS
VOTE FOR APPROVAL OF THE 2014 EMPLOYEE STOCK PURCHASE PLAN.**

PROPOSAL 5

RATIFICATION OF SELECTION OF INDEPENDENT REGISTERED PUBLIC ACCOUNTING FIRM

Upon the recommendation of the audit committee, the board of directors has reappointed Moss Adams LLP to audit our consolidated financial statements for the fiscal year ending January 31, 2015 (“fiscal 2014”). Moss Adams LLP has served as our independent registered public accounting firm since fiscal 2006. A representative from Moss Adams LLP will be at the meeting to answer any questions that may arise.

If the shareholders do not ratify the selection of Moss Adams LLP as our independent registered public accounting firm for fiscal 2014, our board of directors will evaluate what would be in the best interests of our Company and our shareholders and consider whether to select a new independent registered public accounting firm for the current fiscal year or whether to wait until the completion of the audit for the current fiscal year before changing our independent registered public accounting firm.

THE BOARD OF DIRECTORS RECOMMENDS A VOTE FOR RATIFICATION OF ITS SELECTION OF MOSS ADAMS LLP AS THE COMPANY’S INDEPENDENT REGISTERED PUBLIC ACCOUNTING FIRM FOR FISCAL 2014

HOUSEHOLDING OF PROXY MATERIALS

The SEC has adopted rules that permit companies and intermediaries (e.g., brokers, banks and other agents) to satisfy the delivery requirements for proxy statements and annual reports with respect to two or more shareholders sharing the same address by delivering a single proxy statement addressed to those shareholders. This process, which is commonly referred to as “householding,” potentially means extra convenience for shareholders and cost savings for companies.

A number of brokers, banks or other agents with account holders who are shareholders of Zumiez will be “householding” our proxy materials. A single proxy statement will be delivered to multiple shareholders sharing an address unless contrary instructions have been received from the affected shareholders. Once you have received notice from your broker, bank or other agent that it will be “householding” communications to your address, “householding” will continue until you are notified otherwise or until you revoke your consent. If, at any time, you no longer wish to participate in “householding” and would prefer to receive a separate proxy statement and annual report, please notify your broker, bank or other agent, and direct a written request for the separate proxy statement and annual report to Corporate Secretary, Zumiez Inc., 4001 204th Street SW, Lynnwood, Washington 98036. Shareholders whose shares are held by their broker, bank or other agent as nominee and who currently receive multiple copies of the proxy statement at their address that would like to request “householding” of their communications should contact their broker, bank or other agent.

PROPOSALS OF SHAREHOLDERS

We expect to hold our next annual meeting on or about May 20, 2015. If you wish to submit a proposal for inclusion in the proxy materials for that meeting, you must send the proposal to our Corporate Secretary at the address below. The proposal must be received at our executive offices no later than December 11, 2014, to be considered for inclusion. Among other requirements set forth in the SEC’s proxy rules and our bylaws, you must have continuously held at least \$2,000 in market value or 1% of our outstanding stock for at least one year by the date of submitting the proposal, and you must continue to own such stock through the date of the meeting.

If you intend to nominate candidates for election as directors or present a proposal at the meeting without including it in our proxy materials, you must provide notice of such proposal to us no later than January 21, 2015, and not before December 22, 2014. Our bylaws outline procedures for giving the required notice. If you would like a copy of the procedures contained in our bylaws, please contact:

Corporate Secretary
Zumiez Inc.
4001 204th Street SW
Lynnwood, Washington 98036

OTHER MATTERS

Our board of directors knows of no other matters that will be presented for consideration at the annual meeting. If any other matters are properly brought before the meeting, it is the intention of the persons named in the accompanying proxy to vote on such matters in accordance with their best judgment.

By Order of the Board of Directors
Chris K. Visser
General Counsel and Corporate Secretary

Lynnwood, Washington
April 11, 2014

A copy of our Annual Report on Form 10-K for the fiscal year ended February 1, 2014 filed with the SEC is available without charge upon written request to: Corporate Secretary, Zumiez Inc., 4001 204th Street SW, Lynnwood, Washington 98036.

ZUMIEZ INC.
2014 EQUITY INCENTIVE PLAN

Zumiez Inc., a Washington corporation (the “Company”), sets forth herein the terms of its 2014 Equity Incentive Plan (the “Plan”), as follows:

1. PURPOSE

The Plan is intended to enhance the Company’s and its Affiliates’ (as defined herein) ability to attract and retain highly qualified officers, non-employee members of the Board, key employees, consultants and advisors, and to motivate such officers, non-employee members of the Board, key employees, consultants and advisors to serve the Company and its Affiliates and to expend maximum effort to improve the business results and earnings of the Company, by providing to such persons an opportunity to acquire or increase a direct proprietary interest in the operations and future success of the Company. To this end, the Plan provides for the grant of stock options, stock appreciation rights, restricted stock, restricted stock units, unrestricted stock, other stock-based awards and cash awards. Any of these awards may, but need not, be made as performance incentives to reward attainment of performance goals in accordance with the terms hereof. Stock options granted under the Plan may be non-qualified stock options or incentive stock options, as provided herein.

2. DEFINITIONS

For purposes of interpreting the Plan and related documents (including Award Agreements), the following definitions shall apply:

2.1. “Affiliate” means any company or other trade or business that “controls,” is “controlled by” or is “under common control” with the Company within the meaning of Rule 405 of Regulation C under the Securities Act, including, without limitation, any Subsidiary.

2.2. “Annual Incentive Award” means a cash-based Performance Award with a performance period that is the Company’s fiscal year or other 12-month performance period as specified under the terms of the Award as approved by the Committee.

2.3. “Award” means a grant of an Option, Stock Appreciation Right, Restricted Stock, Restricted Stock Unit, Other Stock-based Award or cash award under the Plan.

2.4. “Award Agreement” means a written agreement between the Company and a Grantee, or notice from the Company or an Affiliate to a Grantee that evidences and sets out the terms and conditions of an Award.

2.5. “Board” means the Board of Directors of the Company.

2.6. “Change in Control” shall have the meaning set forth in **Section 15.3.2**.

2.7. “Code” means the Internal Revenue Code of 1986, as now in effect or as hereafter amended. References to the Code shall include the valid and binding governmental regulations, court decisions and other regulatory and judicial authority issued or rendered thereunder.

2.8. “Committee” means the Compensation Committee of the Board. The Board will cause the Committee to satisfy the applicable requirements of any stock exchange on which the Common Stock may then be listed. For purposes of Awards to Covered Employees intended to constitute Performance Awards, to the extent required by Code Section 162(m), Committee means all of the members of the Committee who are “outside directors” within

the meaning of Section 162(m) of the Code. For purposes of Awards to Grantees who are subject to Section 16 of the Exchange Act, Committee means all of the members of the Committee who are “non-employee directors” within the meaning of Rule 16b-3 adopted under the Exchange Act. All references in the Plan to the Board shall mean such Committee or the Board.

2.9. “Company” means Zumiez Inc., a Washington corporation, or any successor corporation.

2.10. “Common Stock” or “Stock” means a share of common stock of the Company, no par value per share.

2.11. “Covered Employee” means a Grantee who is a “covered employee” within the meaning of Section 162(m)(3) of the Code as qualified by **Section 12.4** herein.

2.12. “Disability” means total and permanent disability as defined in Section 22(e)(3) of the Code. Notwithstanding the foregoing, for any Awards that constitute nonqualified deferred compensation within the meaning of Section 409A and provide for an accelerated payment in connection with any Disability, Disability shall have the same meaning as defined under Section 409A.

2.13. “Effective Date” means May 21, 2014, the date the Plan was approved by the Company’s shareholders.

2.14. “Exchange Act” means the Securities Exchange Act of 1934, as now in effect or as hereafter amended.

2.15. “Fair Market Value” of a share of Common Stock as of a particular date shall mean (i) if the Common Stock is listed on a national securities exchange, the closing or last price of the Common Stock on the composite tape or other comparable reporting system for the applicable date, or if the applicable date is not a trading day, the trading day immediately preceding the applicable date, or (ii) if the shares of Common Stock are not then listed on a national securities exchange, the closing or last price of the Common Stock quoted by an established quotation service for over-the-counter securities, or (iii) if the shares of Common Stock are not then listed on a national securities exchange or quoted by an established quotation service for over-the-counter securities, or the value of such shares is not otherwise determinable, such value as determined by the Board in good faith in its sole discretion.

2.16. “Family Member” means a person who is a spouse, former spouse, child, stepchild, grandchild, parent, stepparent, grandparent, niece, nephew, mother-in-law, father-in-law, son-in-law, daughter-in-law, brother, sister, brother-in-law, or sister-in-law, including adoptive relationships, of the applicable individual, any person sharing the applicable individual’s household (other than a tenant or employee), a trust in which any one or more of these persons have more than fifty percent of the beneficial interest, a foundation in which any one or more of these persons (or the applicable individual) control the management of assets, and any other entity in which one or more of these persons (or the applicable individual) own more than fifty percent of the voting interests.

2.17. “Grant Date” means, as determined by the Board, the latest to occur of (i) the date as of which the Board approves an Award, (ii) the date on which the recipient of an Award first becomes eligible to receive an Award under **Section 6** hereof, or (iii) such other date as may be specified by the Board in the Award Agreement.

2.18. “Grantee” means a person who receives or holds an Award under the Plan.

2.19. “Incentive Stock Option” means an “incentive stock option” within the meaning of Section 422 of the Code, or the corresponding provision of any subsequently enacted tax statute, as amended from time to time.

- 2.20. “Non-qualified Stock Option”** means an Option that is not an Incentive Stock Option.
- 2.21. “Option”** means an option to purchase one or more shares of Stock pursuant to the Plan.
- 2.22. “Option Price”** means the exercise price for each share of Stock subject to an Option.
- 2.23. “Other Stock-based Awards”** means Awards consisting of Stock units, or other Awards, valued in whole or in part by reference to, or otherwise based on, Common Stock.
- 2.24. “Performance Award”** means an Award made subject to the attainment of performance goals (as described in **Section 12**) over a performance period of at least one (1) year, and includes an Annual Incentive Award.
- 2.25. “Plan”** means this Zumiez 2014 Equity Incentive Plan, as amended from time to time.
- 2.26. “Predecessor Plan”** means the Zumiez Inc. 2005 Equity Incentive Plan.
- 2.27. “Purchase Price”** means the purchase price for each share of Stock pursuant to a grant of Restricted Stock.
- 2.28. “Restricted Stock”** means shares of Stock, awarded to a Grantee pursuant to **Section 10** hereof.
- 2.29. “Restricted Stock Unit”** means a bookkeeping entry representing the equivalent of shares of Stock, awarded to a Grantee pursuant to **Section 10** hereof.
- 2.30. “SAR Exercise Price”** means the per share exercise price of a SAR granted to a Grantee under **Section 9** hereof.
- 2.31. “SEC”** means the United States Securities and Exchange Commission.
- 2.32. “Section 409A”** means Section 409A of the Code.
- 2.33. “Securities Act”** means the Securities Act of 1933, as now in effect or as hereafter amended.
- 2.34. “Separation from Service”** means a termination of Service by a Service Provider, as determined by the Board, which determination shall be final, binding and conclusive; provided if any Award governed by Section 409A is to be distributed on a Separation from Service, then the definition of Separation from Service for such purposes shall comply with the definition provided in Section 409A.
- 2.35. “Service”** means service as a Service Provider to the Company or an Affiliate. Unless otherwise stated in the applicable Award Agreement, a Grantee’s change in position or duties shall not result in interrupted or terminated Service, so long as such Grantee continues to be a Service Provider to the Company or an Affiliate.
- 2.36. “Service Provider”** means an employee, officer, non-employee member of the Board, consultant or advisor of the Company or an Affiliate.
- 2.37. “Stock Appreciation Right”** or **“SAR”** means a right granted to a Grantee under **Section 9** hereof.
- 2.38. “Subsidiary”** means any “subsidiary corporation” of the Company within the meaning of Section 424(f) of the Code.
- 2.39. “Substitute Award”** means any Award granted in assumption of or in substitution for an award of a company or business acquired by the Company or a Subsidiary or with which the Company or an Affiliate combines.

2.40. “Ten Percent Shareholder” means an individual who owns more than ten percent (10%) of the total combined voting power of all classes of outstanding stock of the Company, its parent or any of its Subsidiaries. In determining stock ownership, the attribution rules of Section 424(d) of the Code shall be applied.

2.41. “Termination Date” means the date that is ten (10) years after the Effective Date, unless the Plan is earlier terminated by the Board under **Section 5.2** hereof.

2.42. “Transaction” shall have the meaning set forth in **Section 15.2**.

3. ADMINISTRATION OF THE PLAN

3.1. General. The Board shall have such powers and authorities related to the administration of the Plan as are consistent with the Company’s articles of incorporation and bylaws and applicable law. The Board shall have the power and authority to delegate its responsibilities hereunder to the Committee, which shall have full authority to act in accordance with its charter, and with respect to the authority of the Board to act hereunder, all references to the Board shall be deemed to include a reference to the Committee, to the extent such power or responsibilities have been delegated. Except as specifically provided in **Section 14** or as otherwise may be required by applicable law, regulatory requirement or the articles of incorporation or the bylaws of the Company, the Board shall have full power and authority to take all actions and to make all determinations required or provided for under the Plan, any Award or any Award Agreement, and shall have full power and authority to take all such other actions and make all such other determinations not inconsistent with the specific terms and provisions of the Plan that the Board deems to be necessary or appropriate to the administration of the Plan. The Committee shall administer the Plan; provided that, the Board shall retain the right to exercise the authority of the Committee to the extent consistent with applicable law and the applicable requirements of any securities exchange on which the Common Stock may then be listed. The interpretation and construction by the Board of any provision of the Plan, any Award or any Award Agreement shall be final, binding and conclusive. Without limitation, the Board shall have full and final authority, subject to the other terms and conditions of the Plan, to:

(i) designate Grantees;

(ii) determine the type or types of Awards to be made to a Grantee;

(iii) determine the number of shares of Stock to be subject to an Award;

(iv) establish the terms and conditions of each Award (including, but not limited to, the Option Price of any Option, the nature and duration of any restriction or condition (or provision for lapse thereof) relating to the vesting, exercise, transfer, or forfeiture of an Award or the shares of Stock subject thereto, and any terms or conditions that may be necessary to qualify Options as Incentive Stock Options);

(v) prescribe the form of each Award Agreement;

(vi) adopt such modifications, procedures, and subplans as may be necessary or desirable to comply with provisions of the laws of foreign countries in which the Company or its Subsidiaries may operate to assure the viability of the benefits from Awards granted to Grantees performing services in such countries and to meet the objectives of the Plan; and

(vii) amend, modify, or supplement the terms of any outstanding Award including the authority, in order to effectuate the purposes of the Plan, to modify Awards to foreign nationals or individuals who are employed outside the United States to recognize differences in local law, tax policy, or custom.

To the extent permitted by applicable law, the Board may delegate its authority as identified herein to any individual or committee of individuals (who need not be directors), including without limitation the authority to make Awards to Grantees who are not subject to Section 16 of the Exchange Act or who are not Covered

Employees. To the extent that the Board delegates its authority to make Awards as provided by this Section, all references in the Plan to the Board's authority to make Awards and determinations with respect thereto shall be deemed to include the Board's delegate. Any such delegate shall serve at the pleasure of, and may be removed at any time by the Board.

3.2. Restrictions; No Repricing.

Notwithstanding the foregoing, no amendment or modification may be made to an outstanding Option or SAR that causes the Option or SAR to become subject to Section 409A, without the Grantee's written prior approval. Notwithstanding any provision herein to the contrary, the repricing of Options or SARs is prohibited without prior approval of the Company's shareholders. For this purpose, a "repricing" means any of the following (or any other action that has the same effect as any of the following): (i) changing the terms of an Option or SAR to lower its Option Price or SAR Exercise Price; (ii) any other action that is treated as a "repricing" under generally accepted accounting principles; and (iii) repurchasing for cash or canceling an Option or SAR at a time when its Option Price or SAR Exercise Price is greater than the Fair Market Value of the underlying shares in exchange for another Award, unless the cancellation and exchange occurs in connection with a change in capitalization or similar change under **Section 15**. A cancellation and exchange under clause (iii) would be considered a "repricing" regardless of whether it is treated as a "repricing" under generally accepted accounting principles and regardless of whether it is voluntary on the part of the Grantee.

3.3. Award Agreements; Clawbacks.

The grant of any Award may be contingent upon the Grantee executing the appropriate Award Agreement. The Company may retain the right in an Award Agreement to cause a forfeiture of the gain realized by a Grantee on account of actions taken by the Grantee in violation or breach of or in conflict with any employment agreement, non-competition agreement, any agreement prohibiting solicitation of employees or clients of the Company or any Affiliate thereof or any confidentiality obligation with respect to the Company or any Affiliate thereof or otherwise in competition with the Company or any Affiliate thereof, to the extent specified in such Award Agreement applicable to the Grantee. Furthermore, the Company may annul an Award if the Grantee is terminated for "cause" as defined in the applicable Award Agreement.

Awards shall be subject to the requirements of (i) Section 954 of the Dodd-Frank Wall Street Reform and Consumer Protection Act (regarding recovery of erroneously awarded compensation) and any implementing rules and regulations thereunder, (ii) similar rules under the laws of any other jurisdiction, (iii) any compensation recovery policies adopted by the Company to implement any such requirements, (iv) any other compensation recovery policies as may be adopted from time to time by the Company or (v) any insider trading policies that the Company may have in effect, all to the extent determined by the Committee in its discretion to be applicable to a Grantee.

3.4. Deferral Arrangement.

The Board may permit or require the deferral of any Award payment into a deferred compensation arrangement, subject to such rules and procedures as it may establish and in accordance with Section 409A, which may include provisions for the payment or crediting of interest or dividend equivalents, including converting such credits into deferred Stock units.

3.5. No Liability.

No member of the Board or of the Committee shall be liable for any action or determination made in good faith with respect to the Plan, any Award or Award Agreement.

3.6. Book Entry.

Notwithstanding any other provision of this Plan to the contrary, the Company may elect to satisfy any requirement under this Plan for the delivery of stock certificates through the use of book-entry.

4. STOCK SUBJECT TO THE PLAN

4.1. Authorized Number of Shares.

Subject to adjustment under **Section 15**, the aggregate number of shares of Common Stock that may be initially issued pursuant to the Plan is 3,400,000 shares. In addition, Shares of Common Stock underlying any outstanding stock option or other award granted under the Predecessor Plan that is canceled, terminates, expires, or lapses for any reason without issuance of such shares shall be available for the grant of new Awards under this Plan. No new awards shall be granted under the Predecessor Plan following the Effective Date. Shares issued under the Plan may consist in whole or in part of authorized but unissued shares.

4.2. Share Counting.

If any Award is canceled, terminates, expires, or lapses for any reason, any shares of Common Stock subject to such Award shall not count against the aggregate number of Shares available for grants under the Plan set forth in **Section 4.1** above. In addition, the following items shall not count against the aggregate number of shares of Common Stock available for grants under the Plan set forth in **Section 4.1** above: (i) the payment in cash of dividends or dividend equivalents under any outstanding Award; (ii) any Award that is settled in cash rather than by issuance of Shares; or (iii) Substitute Awards. The full number of shares of Common Stock with respect to which an Option or SAR is granted shall count against the aggregate number of shares available for grant under the Plan. Accordingly, if in accordance with the terms of the Plan, a Participant pays the Option Price for an Option by either tendering previously owned shares or having the Company withhold shares, then such shares surrendered to pay the Option Price shall continue to count against the aggregate number of shares available for grant under the Plan set forth in **Section 4.1** above. In addition, if in accordance with the terms of the Plan, a Participant satisfies any tax withholding requirement with respect to any taxable event arising as a result of this Plan by either tendering previously owned shares or having the Company withhold shares, then such shares surrendered to satisfy such tax withholding requirements shall continue to count against the aggregate number of shares available for grant under the Plan set forth in **Section 4.1** above.

4.3. Award Limits.

4.3.1. Incentive Stock Options.

Subject to adjustment under **Section 15**, all 3,400,000 of such shares of Common Stock available for issuance under the Plan shall be available for issuance under Incentive Stock Options.

4.3.2. Individual Award Limits for Section 162(m)—Share-Based Awards.

Subject to adjustment under **Section 15**, the maximum number of each type of Award (other than cash-based Performance Awards) intended to constitute “performance-based compensation” under Code Section 162(m) granted to any Grantee in any calendar shall not exceed the following: (i) Options and SARs: 1,000,000 shares; and (ii) all share-based Performance Awards (including Restricted Stock, Restricted Stock Units and Other Stock-based Awards that are Performance Awards): 500,000 shares.

4.3.3. Individual Award Limits for Section 162(m)—Cash-Based Awards.

The maximum amount of cash-based Performance Awards intended to constitute “performance-based compensation” under Code Section 162(m) granted to any Grantee in any calendar year shall not exceed the following: (i) Annual Incentive Award: \$5,000,000; and (ii) all other cash-based Performance Awards: \$5,000,000.

4.3.4. Limits on Awards to Non-Employee Directors.

No more than \$300,000 may be granted in equity-based Awards under the Plan during any one year to a Grantee who is a non-employee member of the Board (based on the Fair Market Value of the shares of Common

Stock underlying the Award as of the applicable Grant Date in the case of Restricted Stock, Restricted Stock Units or Other Stock-based Awards, and based on the applicable grant date fair value for accounting purposes in the case of Options or SARs).

5. EFFECTIVE DATE, DURATION AND AMENDMENTS

5.1. Term.

The Plan shall be effective as of the Effective Date, provided that it has been approved by the Company's shareholders. The Plan shall terminate automatically on the ten (10) year anniversary of the Effective Date and may be terminated on any earlier date as provided in **Section 5.2**.

5.2. Amendment and Termination of the Plan.

The Board may, at any time and from time to time, amend, suspend, or terminate the Plan as to any Awards which have not been made. An amendment shall be contingent on approval of the Company's shareholders to the extent stated by the Board, required by applicable law or required by applicable stock exchange listing requirements. Notwithstanding the foregoing, any amendment to **Section 3.2** shall be contingent upon the approval of the Company's shareholders. No Awards shall be made after the Termination Date. The applicable terms of the Plan, and any terms and conditions applicable to Awards granted prior to the Termination Date shall survive the termination of the Plan and continue to apply to such Awards. No amendment, suspension, or termination of the Plan shall, without the consent of the Grantee, materially impair rights or obligations under any Award theretofore awarded.

6. AWARD ELIGIBILITY AND LIMITATIONS

6.1. Service Providers.

Subject to this Section, Awards may be made to any Service Provider, including any Service Provider who is an officer, non-employee member of the Board, consultant or advisor of the Company or of any Affiliate, as the Board shall determine and designate from time to time in its discretion.

6.2. Successive Awards.

An eligible person may receive more than one Award, subject to such restrictions as are provided herein.

6.3. Stand-Alone, Additional, Tandem, and Substitute Awards.

Awards may, in the discretion of the Board, be granted either alone or in addition to, in tandem with, or in substitution or exchange for, any other Award or any award granted under another plan of the Company, any Affiliate, or any business entity to be acquired by the Company or an Affiliate, or any other right of a Grantee to receive payment from the Company or any Affiliate. Such additional, tandem, and substitute or exchange Awards may be granted at any time. If an Award is granted in substitution or exchange for another Award, the Board shall have the right to require the surrender of such other Award in consideration for the grant of the new Award. Subject to **Section 3.2**, the Board shall have the right, in its discretion, to make Awards in substitution or exchange for any other award under another plan of the Company, any Affiliate, or any business entity to be acquired by the Company or an Affiliate. In addition, Awards may be granted in lieu of cash compensation, including in lieu of cash amounts payable under other plans of the Company or any Affiliate, in which the value of Stock subject to the Award is equivalent in value to the cash compensation (for example, Restricted Stock Units or Restricted Stock).

7. AWARD AGREEMENT

Each Award shall be evidenced by an Award Agreement, in such form or forms as the Board shall from time to time determine. Without limiting the foregoing, an Award Agreement may be provided in the form of a notice which provides that acceptance of the Award constitutes acceptance of all terms of the Plan and the notice. Award Agreements granted from time to time or at the same time need not contain similar provisions but shall be consistent with the terms of the Plan. Each Award Agreement evidencing an Award of Options shall specify whether such Options are intended to be Non-qualified Stock Options or Incentive Stock Options, and in the absence of such specification such options shall be deemed Non-qualified Stock Options.

8. TERMS AND CONDITIONS OF OPTIONS

8.1. Option Price.

The Option Price of each Option shall be fixed by the Board and stated in the related Award Agreement. The Option Price of each Option (except those that constitute Substitute Awards) shall be at least the Fair Market Value on the Grant Date of a share of Stock; provided, however, that in the event that a Grantee is a Ten Percent Shareholder as of the Grant Date, the Option Price of an Option granted to such Grantee that is intended to be an Incentive Stock Option shall be not less than 110 percent of the Fair Market Value of a share of Stock on the Grant Date. In no case shall the Option Price of any Option be less than the par value of a share of Stock.

8.2. Vesting.

Subject to **Section 8.3** hereof, each Option shall become exercisable at such times and under such conditions (including, without limitation, performance requirements) as shall be determined by the Board and stated in the Award Agreement.

8.3. Term.

Each Option shall terminate, and all rights to purchase shares of Stock thereunder shall cease, upon the expiration of ten (10) years from the Grant Date, or under such circumstances and on such date prior thereto as is set forth in the Plan or as may be fixed by the Board and stated in the related Award Agreement; provided, however, that in the event that the Grantee is a Ten Percent Shareholder, an Option granted to such Grantee that is intended to be an Incentive Stock Option at the Grant Date shall not be exercisable after the expiration of five (5) years from its Grant Date.

8.4. Limitations on Exercise of Option.

Notwithstanding any other provision of the Plan, in no event may any Option be exercised, in whole or in part, (i) prior to the date the Plan is approved by the shareholders of the Company as provided herein or (ii) after the occurrence of an event which results in termination of the Option.

8.5. Method of Exercise.

An Option that is exercisable may be exercised by the Grantee's delivery of a notice of exercise to the Company, setting forth the number of shares of Stock with respect to which the Option is to be exercised, accompanied by full payment for the shares. To be effective, notice of exercise must be made in accordance with procedures established by the Company from time to time.

8.6. Rights of Holders of Options.

Unless otherwise stated in the related Award Agreement, an individual holding or exercising an Option shall have none of the rights of a shareholder (for example, the right to receive cash or dividend payments or distributions attributable to the subject shares of Stock or to direct the voting of the subject shares of Stock) until

the shares of Stock covered thereby are fully paid and issued to him. Except as provided in **Section 15** hereof or the related Award Agreement, no adjustment shall be made for dividends, distributions or other rights for which the record date is prior to the date of such issuance.

8.7. Delivery of Stock Certificates.

Promptly after the exercise of an Option by a Grantee and the payment in full of the Option Price, such Grantee shall be entitled to the issuance of a stock certificate or certificates evidencing his or her ownership of the shares of Stock subject to the Option.

8.8. Limitations on Incentive Stock Options.

An Option shall constitute an Incentive Stock Option only (i) if the Grantee of such Option is an employee of the Company or any Subsidiary of the Company; (ii) to the extent specifically provided in the related Award Agreement; and (iii) to the extent that the aggregate Fair Market Value (determined at the time the Option is granted) of the shares of Stock with respect to which all Incentive Stock Options held by such Grantee become exercisable for the first time during any calendar year (under the Plan and all other plans of the Grantee's employer and its Affiliates) does not exceed \$100,000. This limitation shall be applied by taking Options into account in the order in which they were granted.

9. TERMS AND CONDITIONS OF STOCK APPRECIATION RIGHTS

9.1. Right to Payment.

A SAR shall confer on the Grantee a right to receive, upon exercise thereof, the excess of (i) the Fair Market Value of one share of Stock on the date of exercise over (ii) the SAR Exercise Price, as determined by the Board. The Award Agreement for an SAR shall specify the SAR Exercise Price, which shall be fixed on the Grant Date as not less than the Fair Market Value of a share of Stock on that date. SARs may be granted alone or in conjunction with all or part of an Option or at any subsequent time during the term of such Option or in conjunction with all or part of any other Award. A SAR granted in tandem with an outstanding Option following the Grant Date of such Option shall have a grant price that is equal to the Option Price; provided, however, that the SAR's grant price may not be less than the Fair Market Value of a share of Stock on the Grant Date of the SAR to the extent required by Section 409A.

9.2. Other Terms.

The Board shall determine at the Grant Date or thereafter, the time or times at which and the circumstances under which a SAR may be exercised in whole or in part (including based on achievement of performance goals and/or future service requirements), the time or times at which SARs shall cease to be or become exercisable following Separation from Service or upon other conditions, the method of exercise, whether or not a SAR shall be in tandem or in combination with any other Award, and any other terms and conditions of any SAR.

9.3. Term of SARs.

The term of a SAR granted under the Plan shall be determined by the Board, in its sole discretion; provided, however, that such term shall not exceed ten (10) years.

9.4. Payment of SAR Amount.

Upon exercise of a SAR, a Grantee shall be entitled to receive payment from the Company (in cash or Stock, as determined by the Board) in an amount determined by multiplying:

- (i) the difference between the Fair Market Value of a share of Stock on the date of exercise over the SAR Exercise Price; by
- (ii) the number of shares of Stock with respect to which the SAR is exercised.

10. TERMS AND CONDITIONS OF RESTRICTED STOCK AND RESTRICTED STOCK UNITS

10.1. Restrictions.

At the time of grant, the Board may, in its sole discretion, establish a period of time (a “restricted period”) and any additional restrictions including the satisfaction of corporate or individual performance objectives applicable to an Award of Restricted Stock or Restricted Stock Units in accordance with **Section 12.1** and **12.2**. Each Award of Restricted Stock or Restricted Stock Units may be subject to a different restricted period and additional restrictions. Neither Restricted Stock nor Restricted Stock Units may be sold, transferred, assigned, pledged or otherwise encumbered or disposed of during the restricted period or prior to the satisfaction of any other applicable restrictions.

10.2. Restricted Stock Certificates.

The Company shall issue stock, in the name of each Grantee to whom Restricted Stock has been granted, stock certificates or other evidence of ownership representing the total number of shares of Restricted Stock granted to the Grantee, as soon as reasonably practicable after the Grant Date. The Board may provide in an Award Agreement that either (i) the Secretary of the Company shall hold such certificates for the Grantee’s benefit until such time as the Restricted Stock is forfeited to the Company or the restrictions lapse, or (ii) such certificates shall be delivered to the Grantee; provided, however, that such certificates shall bear a legend or legends that comply with the applicable securities laws and regulations and make appropriate reference to the restrictions imposed under the Plan and the Award Agreement.

10.3. Rights of Holders of Restricted Stock.

Unless the Board otherwise provides in an Award Agreement, holders of Restricted Stock shall have rights as shareholders of the Company, including voting and dividend rights.

10.4. Rights of Holders of Restricted Stock Units.

10.4.1. Settlement of Restricted Stock Units.

Restricted Stock Units may be settled in cash or Stock, as determined by the Board and set forth in the Award Agreement. The Award Agreement shall also set forth whether the Restricted Stock Units shall be settled (i) within the time period specified for “short term deferrals” under Section 409A or (ii) otherwise within the requirements of Section 409A, in which case the Award Agreement shall specify upon which events such Restricted Stock Units shall be settled.

10.4.2. Voting and Dividend Rights.

Unless otherwise stated in the applicable Award Agreement, holders of Restricted Stock Units shall not have rights as shareholders of the Company, including no voting or dividend or dividend equivalents rights.

10.4.3. Creditor’s Rights.

A holder of Restricted Stock Units shall have no rights other than those of a general creditor of the Company. Restricted Stock Units represent an unfunded and unsecured obligation of the Company, subject to the terms and conditions of the applicable Award Agreement.

10.5. Purchase of Restricted Stock.

The Grantee shall be required, to the extent required by applicable law, to purchase the Restricted Stock from the Company at a Purchase Price equal to the greater of (i) the aggregate par value of the shares of Stock represented by such Restricted Stock or (ii) the Purchase Price, if any, specified in the related Award Agreement.

If specified in the Award Agreement, the Purchase Price may be deemed paid by Services already rendered. The Purchase Price shall be payable in a form described in **Section 11** or, in the discretion of the Board, in consideration for past Services rendered.

10.6. Delivery of Stock.

Upon the expiration or termination of any restricted period and the satisfaction of any other conditions prescribed by the Board, the restrictions applicable to shares of Restricted Stock or Restricted Stock Units settled in Stock shall lapse, and, unless otherwise provided in the Award Agreement, a stock certificate for such shares shall be delivered, free of all such restrictions, to the Grantee or the Grantee's beneficiary or estate, as the case may be.

11. FORM OF PAYMENT FOR OPTIONS AND RESTRICTED STOCK

11.1. General Rule.

Payment of the Option Price for the shares purchased pursuant to the exercise of an Option or the Purchase Price for Restricted Stock shall be made in cash or in cash equivalents acceptable to the Company, except as provided in this **Section 11**.

11.2. Surrender of Stock.

To the extent the Award Agreement so provides, payment of the Option Price for shares purchased pursuant to the exercise of an Option or the Purchase Price for Restricted Stock may be made all or in part through the tender to the Company of shares of Stock, which shares shall be valued, for purposes of determining the extent to which the Option Price or Purchase Price for Restricted Stock has been paid thereby, at their Fair Market Value on the date of exercise or surrender. Notwithstanding the foregoing, in the case of an Incentive Stock Option, the right to make payment in the form of already owned shares of Stock may be authorized only at the time of grant.

11.3. Cashless Exercise.

With respect to an Option only (and not with respect to Restricted Stock), to the extent permitted by law and to the extent the Award Agreement so provides, payment of the Option Price may be made all or in part by delivery (on a form acceptable to the Company) of an irrevocable direction to a licensed securities broker acceptable to the Company to sell shares of Stock and to deliver all or part of the sales proceeds to the Company in payment of the Option Price and any withholding taxes described in **Section 17.3**.

11.4. Other Forms of Payment.

To the extent the Award Agreement so provides, payment of the Option Price or the Purchase Price for Restricted Stock may be made in any other form that is consistent with applicable laws, regulations and rules, including, but not limited to, the Company's withholding of shares of Stock otherwise due to the exercising Grantee.

12. TERMS AND CONDITIONS OF PERFORMANCE AWARDS

12.1. Performance Conditions.

The right of a Grantee to exercise or receive a grant or settlement of any Award, and the timing thereof, may be subject to such performance conditions as may be specified by the Committee. The Committee may use such business criteria and other measures of performance as it may deem appropriate in establishing any performance conditions.

12.2. Performance Awards Granted to Designated Covered Employees.

If and to the extent that the Committee determines that a Performance Award to be granted to a Grantee who is designated by the Committee as having the potential to be a Covered Employee should qualify as “performance-based compensation” for purposes of Code Section 162(m), the grant, exercise and/or settlement of such Performance Award shall be contingent upon achievement of pre-established performance goals and other terms set forth in this **Section 12.2**. Notwithstanding anything herein to the contrary, the Committee in its discretion may provide for Performance Awards to Covered Employees that are not intended qualify as “performance-based compensation” for purposes of Code Section 162(m).

12.2.1. Performance Goals Generally.

The performance goals for such Performance Awards shall consist of one or more business criteria and a targeted level or levels of performance with respect to each of such criteria, as specified by the Committee consistent with this **Section 12.2**. Performance goals shall be objective and shall otherwise meet the requirements of Code Section 162(m) and regulations thereunder including the requirement that the level or levels of performance targeted by the Committee result in the achievement of performance goals being “substantially uncertain.” The Committee may determine that such Performance Awards shall be granted, exercised and/or settled upon achievement of any one performance goal or that two or more of the performance goals must be achieved as a condition to grant, exercise and/or settlement of such Performance Awards. Performance goals may, in the discretion of the Committee, be established on a Company-wide basis, or with respect to one or more business units, divisions, subsidiaries or business segments, as applicable. Performance goals may be absolute or relative (to the performance of one or more comparable companies or indices). To the extent consistent with the requirements of Code Section 162(m), the Committee may determine prospectively at the time that goals under this **Section 12** are established, the extent to which measurement of performance goals may exclude the impact of charges for restructuring, discontinued operations, extraordinary items, and other unusual non-recurring items, and the cumulative effects of tax or accounting changes (each as defined by generally accepted accounting principles and as identified in the Company’s financial statements or other SEC filings). Performance goals may differ for Performance Awards granted to any one Grantee or to different Grantees.

12.2.2. Business Criteria.

One or more of the following business criteria for the Company, on a consolidated basis, and/or specified subsidiaries or business units of the Company (except with respect to the total shareholder return and earnings per share criteria), shall be used exclusively by the Committee in establishing performance goals for such Performance Awards: (i) cash flow; (ii) earnings per share, as adjusted for any stock split, stock dividend or other recapitalization; (iii) earnings measures; (iv) return on equity; (v) total shareholder return; (vi) share price performance, as adjusted for any stock split, stock dividend or other recapitalization; (vii) return on capital; (viii) revenue; (ix) income; (x) profit margin; (xi) return on operating revenue; (xii) brand recognition/acceptance; (xiii) customer satisfaction; (xiv) productivity; (xv) expense targets; (xvi) market share; (xvii) cost control measures; (xviii) balance sheet metrics; (xix) strategic initiatives; (xx) implementation, completion or attainment of measurable objectives with respect to recruitment or retention of personnel or employee satisfaction; (xxi) churn or other metrics related to subscriptions/subscribers, or (xxii) and any other business criteria established by the Committee; provided, however, that such business criteria shall include any derivations of business criteria listed above (e.g., income shall include pre-tax income, net income, operating income, etc.).

12.2.3. Timing for Establishing Performance Goals.

Performance goals shall be established not later than 90 days after the beginning of any performance period applicable to such Performance Awards, or at such other date as may be required or permitted for “performance-based compensation” under Code Section 162(m).

12.2.4. Settlement of Performance Awards; Other Terms.

Settlement of Performance Awards shall be in cash, Stock, other Awards or other property, in the discretion of the Committee. The Committee may, in its discretion, reduce the amount of a settlement otherwise to be made in connection with such Performance Awards.

12.3. Written Determinations.

All determinations by the Committee as to the establishment of performance goals, the amount of any Performance Award pool or potential individual Performance Awards and as to the achievement of performance goals relating to Performance Awards, shall be made in writing in the case of any Award intended to qualify under Code Section 162(m) to the extent required by Code Section 162(m). To the extent permitted by Code Section 162(m), the Committee may delegate any responsibility relating to such Performance Awards.

12.4. Status of Section 12.2 Awards under Code Section 162(m).

It is the intent of the Company that Performance Awards under **Section 12.2** hereof granted to persons who are designated by the Committee as having the potential to be Covered Employees within the meaning of Code Section 162(m) and regulations thereunder shall, if so designated by the Committee, constitute “qualified performance-based compensation” within the meaning of Code Section 162(m) and regulations thereunder. Accordingly, the terms of **Section 12.2**, including the definitions of Covered Employee and other terms used therein, shall be interpreted in a manner consistent with Code Section 162(m) and regulations thereunder. The foregoing notwithstanding, because the Committee cannot determine with certainty whether a given Grantee will be a Covered Employee with respect to a fiscal year that has not yet been completed, the term Covered Employee as used herein shall mean only a person designated by the Committee, at the time of grant of Performance Awards, as having the potential to be a Covered Employee with respect to that fiscal year or any subsequent fiscal year. If any provision of the Plan or any agreement relating to such Performance Awards does not comply or is inconsistent with the requirements of Code Section 162(m) or regulations thereunder, such provision shall be construed or deemed amended to the extent necessary to conform to such requirements.

13. OTHER STOCK-BASED AWARDS

13.1. Grant of Other Stock-based Awards.

Other Stock-based Awards may be granted either alone or in addition to or in conjunction with other Awards under the Plan. Other Stock-based Awards may be granted in lieu of other cash or other compensation to which a Service Provider is entitled from the Company or may be used in the settlement of amounts payable in shares of Common Stock under any other compensation plan or arrangement of the Company. Subject to the provisions of the Plan, the Committee shall have the sole and complete authority to determine the persons to whom and the time or times at which such Awards shall be made, the number of shares of Common Stock to be granted pursuant to such Awards, and all other conditions of such Awards. Unless the Committee determines otherwise, any such Award shall be confirmed by an Award Agreement, which shall contain such provisions as the Committee determines to be necessary or appropriate to carry out the intent of this Plan with respect to such Award.

13.2. Terms of Other Stock-based Awards.

Any Common Stock subject to Awards made under this **Section 13** may not be sold, assigned, transferred, pledged or otherwise encumbered prior to the date on which the shares are issued, or, if later, the date on which any applicable restriction, performance or deferral period lapses.

14. REQUIREMENTS OF LAW

14.1. General.

The Company shall not be required to sell or issue any shares of Stock under any Award if the sale or issuance of such shares would constitute a violation by the Grantee, any other individual exercising an Option, or the Company of any provision of any law or regulation of any governmental authority, including without limitation any federal or state securities laws or regulations. If at any time the Company shall determine, in its discretion, that the listing, registration or qualification of any shares subject to an Award upon any securities exchange or under any governmental regulatory body is necessary or desirable as a condition of, or in connection with, the issuance or purchase of shares hereunder, no shares of Stock may be issued or sold to the Grantee or any other individual exercising an Option pursuant to such Award unless such listing, registration, qualification, consent or approval shall have been effected or obtained free of any conditions not acceptable to the Company, and any delay caused thereby shall in no way affect the date of termination of the Award. Specifically, in connection with the Securities Act, upon the exercise of any Option or the delivery of any shares of Stock underlying an Award, unless a registration statement under such Act is in effect with respect to the shares of Stock covered by such Award, the Company shall not be required to sell or issue such shares unless the Board has received evidence satisfactory to it that the Grantee or any other individual exercising an Option may acquire such shares pursuant to an exemption from registration under the Securities Act. Any determination in this connection by the Board shall be final, binding, and conclusive. The Company may, but shall in no event be obligated to, register any securities covered hereby pursuant to the Securities Act. The Company shall not be obligated to take any affirmative action in order to cause the exercise of an Option or the issuance of shares of Stock pursuant to the Plan to comply with any law or regulation of any governmental authority. As to any jurisdiction that expressly imposes the requirement that an Option shall not be exercisable until the shares of Stock covered by such Option are registered or are exempt from registration, the exercise of such Option (under circumstances in which the laws of such jurisdiction apply) shall be deemed conditioned upon the effectiveness of such registration or the availability of such an exemption.

14.2. Rule 16b-3.

During any time when the Company has a class of equity security registered under Section 12 of the Exchange Act, it is the intent of the Company that Awards and the exercise of Options granted to officers and directors hereunder will qualify for the exemption provided by Rule 16b-3 under the Exchange Act. To the extent that any provision of the Plan or action by the Board or Committee does not comply with the requirements of Rule 16b-3, it shall be deemed inoperative to the extent permitted by law and deemed advisable by the Board, and shall not affect the validity of the Plan. In the event that Rule 16b-3 is revised or replaced, the Board may exercise its discretion to modify this Plan in any respect necessary to satisfy the requirements of, or to take advantage of any features of, the revised exemption or its replacement.

15. EFFECT OF CHANGES IN CAPITALIZATION

15.1. Changes in Stock.

If (i) the number of outstanding shares of Stock is increased or decreased or the shares of Stock are changed into or exchanged for a different number or kind of shares or other securities of the Company on account of any recapitalization, reclassification, stock split, reverse split, combination of shares, exchange of shares, stock dividend or other distribution payable in capital stock, or other increase or decrease in such shares effected without receipt of consideration by the Company occurring after the Effective Date or (ii) there occurs any spin-off, split-up, extraordinary cash dividend or other distribution of assets by the Company, the number and kinds of shares for which grants of Options and Other Stock-based Awards may be made under the Plan (including the per-Grantee maximums set forth in **Section 4**) shall be equitably adjusted by the Company; provided that any such adjustment shall comply with Section 409A. In addition, in the event of any such increase or decrease in the number of outstanding shares or other transaction described in clause (ii) above, the number and kind of shares for which Awards are outstanding and the Option Price per share of outstanding Options and SAR Exercise Price per share of outstanding SARs shall be equitably adjusted; provided that any such adjustment shall comply with Section 409A.

15.2. Effect of Certain Transactions.

Except as otherwise provided in an Award Agreement and subject to the provisions of **Section 15.3**, in the event of (a) the liquidation or dissolution of the Company or (b) a reorganization, merger, exchange or consolidation of the Company or involving the shares of Common Stock (a “Transaction”), the Plan and the Awards issued hereunder shall continue in effect in accordance with their respective terms, except that following a Transaction either (i) each outstanding Award shall be treated as provided for in the agreement entered into in connection with the Transaction or (ii) if not so provided in such agreement, each Grantee shall be entitled to receive in respect of each share of Common Stock subject to any outstanding Awards, upon exercise or payment or transfer in respect of any Award, the same number and kind of stock, securities, cash, property or other consideration that each holder of a share of Common Stock was entitled to receive in the Transaction in respect of a share of Common stock; provided, however, that, unless otherwise determined by the Committee, such stock, securities, cash, property or other consideration shall remain subject to all of the conditions, restrictions and performance criteria which were applicable to the Awards prior to such Transaction. Without limiting the generality of the foregoing, the treatment of outstanding Options and SARs pursuant to this **Section 15.2** in connection with a Transaction in which the consideration paid or distributed to the Company’s shareholders is not entirely shares of common stock of the acquiring or resulting corporation may include the cancellation of outstanding Options and SARs upon consummation of the Transaction as long as, at the election of the Committee, (i) the holders of affected Options and SARs have been given a period of at least fifteen (15) days prior to the date of the consummation of the Transaction to exercise the Options or SARs (to the extent otherwise exercisable) or (ii) the holders of the affected Options and SARs are paid (in cash or cash equivalents) in respect of each Share covered by the Option or SAR being canceled an amount equal to the excess, if any, of the per share price paid or distributed to shareholders in the transaction (the value of any non-cash consideration to be determined by the Committee in its sole discretion) over the Option Price or SAR Exercise Price, as applicable. For avoidance of doubt, (1) the cancellation of Options and SARs pursuant to clause (ii) of the preceding sentence may be effected notwithstanding anything to the contrary contained in this Plan or any Award Agreement and (2) if the amount determined pursuant to clause (ii) of the preceding sentence is zero or less, the affected Option or SAR may be cancelled without any payment therefore. The treatment of any Award as provided in this **Section 15.2** shall be conclusively presumed to be appropriate for purposes of **Section 15.1**.

15.3. Change in Control.

15.3.1. Consequences of a Change in Control.

For Awards granted to non-employee members of the Board, upon a Change in Control all outstanding Awards that may be exercised shall become fully exercisable, all restrictions with respect to outstanding Awards shall lapse and become vested and non-forfeitable, and any specified performance goals with respect to outstanding Awards shall be deemed to be satisfied at the greater of (A) target or (B) the actual level of performance determined as if the applicable performance period had ended as of (y) the last trading day immediately preceding the Change in Control or (z) if determined by the Compensation Committee to be necessary or appropriate based on the applicable performance goal, as of another specified date preceding the Change in Control (e.g., the Company’s preceding fiscal quarter end).

For Awards granted to any other Service Providers, either of the following provisions shall apply, depending on whether, and the extent to which, Awards are assumed, converted or replaced by the resulting entity in a Change in Control:

- (i) To the extent such Awards are not assumed, converted or replaced by the resulting entity in the Change in Control, then upon the Change in Control such outstanding Awards that may be exercised shall become fully exercisable, all restrictions with respect to such outstanding Awards, other than for Performance Awards, shall lapse and become vested and non-forfeitable, and for any outstanding Performance Awards:
 - a. any specified performance goals with respect to such outstanding Awards shall be deemed to be satisfied at the greater of (A) target or (B) the actual level of performance determined as if the

applicable performance period had ended as of (y) the last trading day immediately preceding the Change in Control or (z) if determined by the Compensation Committee to be necessary or appropriate based on the applicable performance goal, as of another specified date preceding the Change in Control (e.g., the Company's preceding fiscal quarter end); and

- b. the Award shall become vested pro rata based on the portion of the applicable performance period completed through the date of the Change in Control.
- (ii) To the extent such Awards are assumed, converted or replaced by the resulting entity in the Change in Control, then the Awards shall become fully exercisable, all restrictions with respect to such outstanding Awards shall lapse and become vested and non-forfeitable, and any specified performance goals with respect to such outstanding Awards shall be deemed to be satisfied at the greater of (A) target or (B) the actual level of performance determined as if the applicable performance period had ended as of (y) the last trading day immediately preceding the Change in Control or (z) if determined by the Compensation Committee to be necessary or appropriate based on the applicable performance goal, as of another specified date preceding the Change in Control (e.g., the Company's preceding fiscal quarter end), if, within one year after the date of the Change in Control, the Service Provider has a Separation from Service either (1) by the Company other than for "cause" or (2) by the Service Provider for "good reason" (each as defined in the applicable Award Agreement).

15.3.2. Change in Control Defined.

"Change in Control" means:

- (i) Any individual, entity or group (within the meaning of Section 13(d)(3) or 14(d)(2) of the Securities Exchange Act of 1934, as amended (the "Exchange Act")) (a "Person"), becomes the beneficial owner (within the meaning of Rule 13d-3 promulgated under the Exchange Act) of 50% or more of either (A) the then-outstanding shares of common stock of the Company (the "Outstanding Company Common Stock") or (B) the combined voting power of the then-outstanding voting securities of the Company entitled to vote generally in the election of directors (the "Outstanding Company Voting Securities"); provided, however, that, for purposes of this Section, the following acquisitions shall not constitute a Change of Control: (i) any acquisition directly from the Company, (ii) any acquisition by the Company, (iii) any acquisition by any employee benefit plan (or related trust) sponsored or maintained by the Company or any Affiliate, or (iv) any acquisition pursuant to a transaction that complies with clauses (A), (B) or (C) in paragraph (3) of this definition; or
- (ii) Individuals who, as of the Effective Date hereof, constitute the Board (the "Incumbent Board") cease for any reason to constitute at least a majority of the Board; provided, however, that any individual becoming a director subsequent to the Effective Date whose election, or nomination for election by the Company's shareholders, was approved by a vote of at least a majority of the directors then comprising the Incumbent Board shall be considered as though such individual was a member of the Incumbent Board, but excluding, for this purpose, any such individual whose initial assumption of office occurs as a result of an actual or threatened election contest with respect to the election or removal of directors or other actual or threatened solicitation of proxies or consents by or on behalf of a Person other than the Board; or
- (iii) Consummation of a reorganization, merger, statutory share exchange or consolidation or similar transaction involving the Company or any of its subsidiaries, a sale or other disposition of all or substantially all of the assets of the Company, or the acquisition of assets or stock of another entity by the Company or any of its subsidiaries (each, a "Business Combination"), in each case unless, following such Business Combination, (A) all or substantially all of the individuals and entities that were the beneficial owners of the Outstanding Company Common Stock and the Outstanding Company Voting Securities immediately prior to such Business Combination beneficially own, directly or indirectly, more than 50% of the then-outstanding shares of common stock (or, for a non-corporate

entity, equivalent securities) and the combined voting power of the then-outstanding voting securities entitled to vote generally in the election of directors (or, for a non-corporate entity, equivalent governing body), as the case may be, of the entity resulting from such Business Combination (including, without limitation, an entity that, as a result of such transaction, owns the Company or all or substantially all of the Company's assets either directly or through one or more subsidiaries) in substantially the same proportions as their ownership immediately prior to such Business Combination of the Outstanding Company Common Stock and the Outstanding Company Voting Securities, as the case may be, (B) no Person (excluding any corporation resulting from such Business Combination or any employee benefit plan (or related trust) of the Company or such corporation resulting from such Business Combination) beneficially owns, directly or indirectly, 50% or more of, respectively, the then-outstanding shares of common stock of the corporation resulting from such Business Combination or the combined voting power of the then-outstanding voting securities of such corporation, except to the extent that such ownership existed prior to the Business Combination, and (C) at least a majority of the members of the board of directors (or, for a non-corporate entity, equivalent governing body) of the entity resulting from such Business Combination were members of the Incumbent Board at the time of the execution of the initial agreement or of the action of the Board providing for such Business Combination; or

(iv) Approval by the shareholders of the Company of a complete liquidation or dissolution of the Company.

Notwithstanding the foregoing, if it is determined that an Award hereunder is subject to the requirements of Section 409A and the Change in Control is a "payment event" under Section 409A for such Award, the Company will not be deemed to have undergone a Change in Control unless the Company is deemed to have undergone a "change in control event" pursuant to the definition of such term in Section 409A.

15.4. Adjustments.

Adjustments under this **Section 15** related to shares of Stock or securities of the Company shall be made by the Board, whose determination in that respect shall be final, binding and conclusive. No fractional shares or other securities shall be issued pursuant to any such adjustment, and any fractions resulting from any such adjustment shall be eliminated in each case by rounding downward to the nearest whole share.

16. NO LIMITATIONS ON COMPANY

The making of Awards pursuant to the Plan shall not affect or limit in any way the right or power of the Company to make adjustments, reclassifications, reorganizations, or changes of its capital or business structure or to merge, consolidate, dissolve, or liquidate, or to sell or transfer all or any part of its business or assets.

17. TERMS APPLICABLE GENERALLY TO AWARDS GRANTED UNDER THE PLAN

17.1. Disclaimer of Rights.

No provision in the Plan or in any Award Agreement shall be construed to confer upon any individual the right to remain in the employ or service of the Company or any Affiliate, or to interfere in any way with any contractual or other right or authority of the Company either to increase or decrease the compensation or other payments to any individual at any time, or to terminate any employment or other relationship between any individual and the Company. In addition, notwithstanding anything contained in the Plan to the contrary, unless otherwise stated in the applicable Award Agreement, no Award granted under the Plan shall be affected by any change of duties or position of the Grantee, so long as such Grantee continues to be a Service Provider. The obligation of the Company to pay any benefits pursuant to this Plan shall be interpreted as a contractual obligation to pay only those amounts described herein, in the manner and under the conditions prescribed herein. The Plan shall in no way be interpreted to require the Company to transfer any amounts to a third party trustee or otherwise hold any amounts in trust or escrow for payment to any Grantee or beneficiary under the terms of the Plan.

17.2. Nonexclusivity of the Plan.

Neither the adoption of the Plan nor the submission of the Plan to the shareholders of the Company for approval shall be construed as creating any limitations upon the right and authority of the Board to adopt such other incentive compensation arrangements (which arrangements may be applicable either generally to a class or classes of individuals or specifically to a particular individual or particular individuals), including, without limitation, the granting of stock options as the Board in its discretion determines desirable.

17.3. Withholding Taxes.

The Company or an Affiliate, as the case may be, shall have the right to deduct from payments of any kind otherwise due to a Grantee any federal, state, or local taxes of any kind required by law to be withheld (i) with respect to the vesting of or other lapse of restrictions applicable to an Award, (ii) upon the issuance of any shares of Stock upon the exercise of an Option or SAR, or (iii) otherwise due in connection with an Award. At the time of such vesting, lapse, or exercise, the Grantee shall pay to the Company or the Affiliate, as the case may be, any amount that the Company or the Affiliate may reasonably determine to be necessary to satisfy such withholding obligation. Subject to the prior approval of the Company or the Affiliate, which may be withheld by the Company or the Affiliate, as the case may be, in its sole discretion, the Grantee may elect to satisfy such obligations, in whole or in part, (i) by causing the Company or the Affiliate to withhold the minimum required number of shares of Stock otherwise issuable to the Grantee as may be necessary to satisfy such withholding obligation or (ii) by delivering to the Company or the Affiliate shares of Stock already owned by the Grantee. The shares of Stock so delivered or withheld shall have an aggregate Fair Market Value equal to such withholding obligations. The Fair Market Value of the shares of Stock used to satisfy such withholding obligation shall be determined by the Company or the Affiliate as of the date that the amount of tax to be withheld is to be determined. A Grantee who has made an election pursuant to this **Section 17.3** may satisfy his or her withholding obligation only with shares of Stock that are not subject to any repurchase, forfeiture, unfulfilled vesting, or other similar requirements.

17.4. Captions.

The use of captions in this Plan or any Award Agreement is for the convenience of reference only and shall not affect the meaning of any provision of the Plan or any Award Agreement.

17.5. Other Provisions.

Each Award Agreement may contain such other terms and conditions not inconsistent with the Plan as may be determined by the Board, in its sole discretion. In the event of any conflict between the terms of an employment agreement and the Plan, the terms of the employment agreement govern.

17.6. Number and Gender.

With respect to words used in this Plan, the singular form shall include the plural form, the masculine gender shall include the feminine gender, etc., as the context requires.

17.7. Severability.

If any provision of the Plan or any Award Agreement shall be determined to be illegal or unenforceable by any court of law in any jurisdiction, the remaining provisions hereof and thereof shall be severable and enforceable in accordance with their terms, and all provisions shall remain enforceable in any other jurisdiction.

17.8. Governing Law.

The Plan shall be governed by and construed in accordance with the laws of the State of Washington without giving effect to the principles of conflicts of law, and applicable Federal law.

17.9. Section 409A.

The Plan is intended to comply with Section 409A to the extent subject thereto, and, accordingly, to the maximum extent permitted, the Plan shall be interpreted and administered to be in compliance therewith. Any payments described in the Plan that are due within the “short-term deferral period” as defined in Section 409A shall not be treated as deferred compensation unless applicable laws require otherwise. Notwithstanding anything to the contrary in the Plan, to the extent required to avoid accelerated taxation and tax penalties under Section 409A, amounts that would otherwise be payable and benefits that would otherwise be provided pursuant to the Plan during the six (6) month period immediately following the Grantee’s Separation from Service shall instead be paid on the first payroll date after the six-month anniversary of the Grantee’s Separation from Service (or the Grantee’s death, if earlier). Notwithstanding the foregoing, neither the Company nor the Committee shall have any obligation to take any action to prevent the assessment of any excise tax or penalty on any Grantee under Section 409A and neither the Company nor the Committee will have any liability to any Grantee for such tax or penalty.

17.10. Separation from Service.

The Board shall determine the effect of a Separation from Service upon Awards, and such effect shall be set forth in the appropriate Award Agreement. Without limiting the foregoing, the Board may provide in the Award Agreements at the time of grant, or any time thereafter with the consent of the Grantee, the actions that will be taken upon the occurrence of a Separation from Service, including, but not limited to, accelerated vesting or termination, depending upon the circumstances surrounding the Separation from Service.

17.11. Transferability of Awards.

17.11.1. Transfers in General.

Except as provided in **Section 17.11.2**, no Award shall be assignable or transferable by the Grantee to whom it is granted, other than by will or the laws of descent and distribution, and, during the lifetime of the Grantee, only the Grantee personally (or the Grantee’s personal representative) may exercise rights under the Plan.

17.11.2. Family Transfers.

If authorized in the applicable Award Agreement, a Grantee may transfer, not for value, all or part of an Award (other than Incentive Stock Options) to any Family Member. For the purpose of this **Section 17.11.2**, a “not for value” transfer is a transfer which is (i) a gift, (ii) a transfer under a domestic relations order in settlement of marital property rights; or (iii) a transfer to an entity in which more than fifty percent of the voting interests are owned by Family Members (or the Grantee) in exchange for an interest in that entity. Following a transfer under this **Section 17.11.2**, any such Award shall continue to be subject to the same terms and conditions as were applicable immediately prior to transfer. Subsequent transfers of transferred Awards are prohibited except to Family Members of the original Grantee in accordance with this **Section 17.11.2** or by will or the laws of descent and distribution.

17.12. Dividends and Dividend Equivalent Rights.

If specified in the Award Agreement, the recipient of an Award under this Plan may be entitled to receive, currently or on a deferred basis, dividends or dividend equivalents with respect to the Common Stock or other securities covered by an Award. The terms and conditions of a dividend equivalent right may be set forth in the Award Agreement. Dividend equivalents credited to a Grantee may be paid currently or may be deemed to be reinvested in additional shares of Stock or other securities of the Company at a price per unit equal to the Fair Market Value of a share of Stock on the date that such dividend was paid to shareholders, as determined in the sole discretion of the Committee. Notwithstanding the foregoing, in no event will dividends or dividend equivalents on any Performance Award be payable before the Performance Award has become earned and payable.

The Plan was adopted by the Board of Directors on March 12, 2014 and was approved by the shareholders of the Company on May 21, 2014.

[THIS PAGE INTENTIONALLY LEFT BLANK]

ZUMIEZ INC
2014 EMPLOYEE STOCK PURCHASE PLAN

1. PURPOSE AND EFFECTIVE DATE

The purpose of the Zumiez Inc. 2014 Employee Stock Purchase Plan (the “**Plan**”) is to provide employees of Zumiez Inc., a Washington corporation (the “**Company**”), and certain of its subsidiaries described in Section 4 (individually a “**Participating Employer**” and collectively the “**Participating Employers**”) with a strong incentive for individual creativity and contribution to ensure the future growth of the Participating Employers by enabling such employees to acquire shares of common stock of the Company (the “**Stock**”), in the manner contemplated by the Plan. Rights to purchase Stock offered pursuant to the Plan are a matter of separate inducement and not in lieu of any salary or other compensation for the services of any employee. The Plan is intended to qualify as an employee stock purchase plan within the meaning of Section 423 of the Internal Revenue Code of 1986, as amended (including all valid and binding governmental regulations, court decisions and other regulatory and judicial authority issued or rendered thereunder) (the “**Code**”), and shall be interpreted accordingly. The Plan shall become effective as determined by the Board of Directors of the Company (the “**Board**”), but no rights to purchase shares shall be exercised unless and until the Plan has been approved by the shareholders of the Company, which approval shall be within twelve (12) months before or after the date the Plan is adopted by the Board.

2. AMOUNT OF STOCK SUBJECT TO THE PLAN; PAYMENT FOR SHARES

Subject to adjustment as provided herein, the total number of shares of Stock that may be issued pursuant to rights of purchase granted under the Plan shall not exceed 400,000 shares of authorized Stock. Such shares may be authorized but unissued shares. If a right of purchase under the Plan expires or is terminated unexercised for any reason, the shares as to which such right so expired or terminated again may be made subject to a right of purchase under the Plan.

3. ADMINISTRATION

(a) General. The Plan shall be administered by the Compensation Committee (the “**Committee**”) of the Board or, in the absence of a Compensation Committee or in the event the Compensation Committee is not properly constituted, by the Board itself (in which case, references herein to the “**Committee**” include the Board). The Committee shall administer the Plan all as provided herein. The Committee shall hold meetings at such times and places as each may determine and may take action by unanimous written consent or by means of a meeting held by conference telephone call or similar communications equipment pursuant to which all persons participating in the meeting can hear each other. The Committee may request advice or assistance or employ such other persons as each deems necessary for proper administration of the Plan.

(b) Delegation. To the extent necessary or appropriate, the Committee may delegate any of its duties or responsibilities as they pertain to a Participating Employer to such Participating Employer. The Committee or any Participating Employer with the consent of the Committee may appoint or engage any person or persons as a third party administrator to perform ministerial functions pertaining to the issuance, accounting, recordkeeping, forfeiture, exercise, communication, transfer, or any other functions or activities necessary or appropriate to administer and operate the Plan (the “**plan administrator**”).

(c) Other. Subject to the express provisions of the Plan and the requirements of applicable law, the Committee shall have authority, in its discretion, to determine when each offering hereunder of rights to purchase shares (hereinafter “**offering**”) shall be made, the duration of each offering, the dates on which the purchase period for each offering shall begin and end, the total number of shares subject to each offering, the purchase price of shares subject to each offering and the exclusion of any employees pursuant to Section 4. Subject to the

express provisions of the Plan, the Committee has authority (a) to construe offerings, the Plan and the respective rights to purchase shares, (b) to prescribe, amend and rescind rules and regulations relating to the Plan and (c) to make all other determinations necessary or advisable for administering the Plan. The determination of the Committee with respect to matters referred to in this Section 3 as within its province shall be conclusive.

4. ELIGIBILITY

No right to purchase shares shall be granted hereunder to a person who is not an employee of the Company or a subsidiary corporation, now existing or hereafter formed or acquired. As used in the Plan, the terms “**parent corporation**” and “**subsidiary corporation**” shall have the meanings respectively given to such terms in Sections 424(e) and 424(f) of the Code (*i.e.*, generally, corporations that, in an unbroken chain of corporations including the Company, are at least 50%-related to the Company based on total combined voting power). Each offering shall be made to all “**eligible employees**” of the Company and to all eligible employees of any of its subsidiary corporations to which participation in the Plan is extended by the Committee or its delegate from time to time in its discretion. Unless otherwise determined by the Committee, the following classes of employees shall be excluded from participation in an offering under the Plan: (i) employees whose customary employment is 20 hours or less per week; (ii) employees whose customary employment is for not more than 5 months in any calendar year; and (iii) employees who have been employed less than 5 consecutive months prior to the Offering Date. In addition, the following groups of employees shall be excluded from participation in an offering: (i) employees who are citizens or residents of a foreign jurisdiction if the grant of a right to purchase shares under the Plan or offering under the Plan is prohibited under the laws of such jurisdiction or if compliance with the laws of such foreign jurisdiction would cause the Plan or offering to violate the requirements of Section 424 of the Code; and (ii) any employee who, immediately after the grant of a right to purchase stock pursuant to an offering, owns stock possessing 5% or more of the total combined voting power or value of all classes of stock of the Company or of any subsidiary or parent corporation of the Company (in determining stock ownership of an individual, the rules of Section 424(d) of the Code shall be applied; shares that the employee may purchase under outstanding rights of purchase and options shall be treated as stock owned by him; and the Committee may rely on representations of fact made to it by the employee and believed by them to be true).

5. OFFERINGS

(a) Offering Period. The Committee may make grants to all eligible employees of the Participating Employers of rights to purchase shares under the terms hereinafter set forth. Unless otherwise provided by the express provisions of the Plan, the terms and conditions of each offering shall state its effective date (the “**Offering Date**”), shall define the duration of such offering and the purchase period thereunder (the last trading day of which is referred to herein as the “**Purchase Date**”), shall specify the number of shares that may be purchased thereunder, shall specify the purchase price for such shares and shall specify if any employees are excluded pursuant to Section 4. During the purchase period specified in the terms of an offering, payroll deductions shall be made from such employee’s Eligible Compensation pursuant to Sections 6, 7 and 8. Any stated purchase period shall end no later than 27 months from the effective date of any offering hereunder.

(b) Eligible Compensation. The measure of an employee’s participation in an offering shall be such employee’s Eligible Compensation. For purposes of the Plan “**Eligible Compensation**” means and refers to an eligible employee’s cash compensation paid through a Participating Employer’s payroll system for personal services actually rendered in the course of employment. “Eligible Compensation” shall be limited to amounts received by the eligible employee during the period he or she is participating in the Plan and includes salary, wages and other incentive payments, amounts contributed by the eligible employee to any benefit plan maintained by a Participating Employer (including any 401(k) plan, 125 plan, or any other deferred compensation plan), overtime pay, commissions, draws against commissions, shift premiums, sick pay, vacation pay, and holiday pay, except to the extent that the exclusion of any such item (or a sub-set of any such item) is specifically directed by the Committee for all eligible employees. “Eligible Compensation” does not include any remuneration paid in a form other than cash, fringe benefits (including car allowances and relocation payments),

employee discounts, expense reimbursement or allowances, long-term disability payments, workmen's compensation payments, welfare benefits, and any contributions that a Participating Employer makes to any benefit plan (including any 401(k) plan or any other welfare or retirement plan).

6. PARTICIPATION

An eligible employee may participate in an offering by enrolling (or, if the eligible employee previously discontinued participation in the Plan pursuant to Section 8, by re-enrolling) through the internet website of the plan administrator, or by otherwise completing an electronic enrollment form, prior to the Offering Date or, if the website or electronic enrollment form is unavailable, by completing a payroll deduction authorization form and forwarding it to the plan administrator during the enrollment period prior to the Offering Date. The employee must authorize a regular payroll deduction from the employee's Eligible Compensation. An employee shall be considered a "**Participant**" in the Plan as of the Offering Date immediately following his or her enrollment or re-enrollment in the manner specified above and shall continue as a Participant during such offering until the earlier to occur of (i) the first date of the payroll period immediately following the date on which the Participant properly registers a discontinuance to the payroll deduction authorization information then on file with the Committee, the Participating Employer or plan administrator, or as soon as administratively practicable after the first day of such payroll period, or (ii) the date on which the Participant is no longer an eligible employee. Except as the Committee may otherwise determine, an employee shall not automatically continue as a Participant in any subsequent offering unless the employee expressly re-enrolls for such offering prior to the applicable Offering Date.

7. DEDUCTIONS OR PAYMENTS

The Committee, or its designee, shall maintain a payroll deduction account for each Participant. With respect to any offering made under the Plan, a Participant may authorize a payroll deduction of any whole percentage up to a maximum of 15% of the Participant's Eligible Compensation he/she receives during the purchase period specified in an offering. Interest shall not be accrued, payable or credited under this Plan on any amount in the payroll deduction or other Plan account.

8. DEDUCTION OR PAYMENT CHANGES

A Participant may change or discontinue payroll deductions through the plan administrator's website or by otherwise completing an electronic election change form or, if the website is unavailable, by completing a new payroll deduction authorization form and forwarding it to the plan administrator. Any change shall become effective on the first Offering Date after the Participant properly registers the change of the payroll deduction authorization information then on file with the plan administrator, while any discontinuance shall become effective on the first day of the payroll period immediately following the date on which the Participant properly registers the discontinuance of such information, or as soon as administratively practicable after the first day of such payroll period. The Committee may establish limits on the number of times a Participant may be entitled to change or discontinue payroll deductions. Unless otherwise permitted by a third party plan administrator's procedures, if a Participant discontinues payroll deductions for an offering under the Plan, the Participant shall be deemed to have withdrawn from the offering pursuant to Section 9 below.

9. WITHDRAWAL OF FUNDS

A Participant may at any time and for any reason withdraw the entire cash balance then accumulated in such Participant's payroll deduction account and thereby withdraw from participating in an offering. Upon withdrawal of the cash balance in a payroll deduction or other account, such Participant shall cease to be eligible to participate in the offering pursuant to which the withdrawn funds were withheld or received. Partial withdrawals shall not be permitted. Any cash balance withdrawn in accordance with this Section 9 may not be transferred to any payroll deduction or other account maintained for the employee pursuant to another offering, whether under the Plan or under another such plan.

10. RIGHT OF PURCHASE—OPTION FOR A MAXIMUM NUMBER OF SHARES

The right of a Participant to purchase stock pursuant to an offering under the Plan shall be an “option” (and an offering shall be the “grant” of such option, with the Offering Date being the “grant date” of the option) to purchase no more than 5,000 shares (or such lower amount as otherwise provided under the Plan) during a purchase period.

11. MAXIMUM ALLOTMENT OF RIGHTS OF PURCHASE

Any right to purchase shares under the Plan shall be subject to the limitations of Section 423(b)(8) of the Code (generally limiting accrual of the right of any employee to purchase shares under all employee stock purchase plans of the Company and any subsidiary or parent corporation, qualified under Section 423 of the Code, to an annual rate of \$25,000 in fair market value on the Offering Date).

12. PURCHASE PRICE

The purchase price for each share under each right of purchase granted pursuant to an offering shall be as established by the Committee and communicated in the offering consistent with the requirements of Section 423 of the Code, and shall not be less than an amount equal to the lower of (i) eighty-five percent (85%) of the Fair Market Value of the Stock on the Offering Date or (ii) eighty-five percent (85%) of the Fair Market Value of the Stock on the Purchase Date. For purposes of the Plan, “**Fair Market Value**” of a share of Stock as of a particular date means (1) if the Stock is listed on a national securities exchange, the closing or last price of the Stock on the composite tape or other comparable reporting system for the applicable date, or if the applicable date is not a trading day, the trading day immediately preceding the applicable date, or (2) if the shares of Stock are not then listed on a national securities exchange, or the value of such shares is not otherwise determinable, such value as determined by the Board in good faith in its sole discretion.

13. METHOD OF PAYMENT

As of each Purchase Date, the payroll deduction account of each Participant for an offering period shall be totaled. On such Purchase Date such Participant shall purchase without any further action, the maximum number of whole shares of Stock (subject to the limitations provided in Sections 10 and 11) possible at a per share purchase price equal to the amount determined under Section 12, together with any fees or charges associated with such purchase, except as otherwise prohibited by law, that can be purchased with the funds in such Participant’s payroll deduction account. The Participant’s payroll deduction or other account shall be charged for the amount of the purchase and shares shall be issued for the benefit of the Participant as soon thereafter as practicable for the shares so purchased, which shares may be issued in nominee name. Except as otherwise prohibited by law, all funds in payroll deduction accounts may be used by the Company for its general corporate purposes as the Board shall determine. Any amount that remains in a Participant’s payroll deduction account after a purchase (i.e., if not sufficient to purchase an additional whole share) shall be carried over for future purchases; however, any funds that remain in a Participant’s payroll deduction account after applying the limitations of Sections 10 and 11 shall be returned to the Participant.

14. RIGHTS AS A SHAREHOLDER

Stock purchased under the Plan may be issued in either certificate or book entry form as determined by the Committee. A Participant shall have no rights as a shareholder with respect to any shares covered by a right of purchase until such Stock is issued to the benefit of such Participant, which Stock may be issued in nominee name. No adjustment will be made for dividends (ordinary or extraordinary, whether in cash or in other property) or distributions or other rights for which the record date is prior to the date such Stock is issued, except as provided in Section 16.

15. RIGHTS NOT TRANSFERABLE

Rights to purchase shares under the Plan are not transferable by a Participant and may be exercised only by such Participant during such Participant's lifetime otherwise than by will or laws of descent and distribution.

16. ADJUSTMENT OF SHARES

If any change is made in the number, class or rights of shares subject to the Plan or subject to any offering under the Plan (through merger, consolidation, reorganization, recapitalization, stock dividend, split-up, combination of shares, exchange of shares, issuance of rights to subscribe or other change in capital structure), appropriate adjustments shall be made as to the maximum number of shares subject to the Plan and the number of shares and price per share subject to outstanding rights of purchase as shall be equitable to prevent dilution or enlargement of such rights; provided, however, that any such adjustment shall comply with the rules of Section 424(a) of the Code if the transaction is one described in said Section 424(a); provided, further that in no event shall any adjustment be made that would render any offering other than an offering pursuant to an employee stock purchase plan within the meaning of Section 423 of the Code.

17. RETIREMENT, TERMINATION AND DEATH

In the event of a Participant's retirement or termination of employment, the amount in the Participant's payroll deduction or other Plan account shall be refunded to such Participant and the shares of Stock held for such Participant's benefit by the Plan shall upon request be issued to such Participant, and in the event of such Participant's death, such amount and Stock shall be paid and issued to such Participant's estate or as otherwise provided under applicable law.

18. AMENDMENT OF THE PLAN

This Plan may be amended at any time by the Committee, subject to the approval of the shareholders of the Company to the extent required by Section 423 of the Code, applicable law, or stock exchange listing standards.

19. TERMINATION OF THE PLAN

The Plan and all rights of employees hereunder shall terminate: (i) on the Purchase Date that participating employees become entitled to purchase a number of shares greater than the number of shares that remain available for purchase under the Plan; or (ii) in the discretion of the Committee, upon the completion of any purchase period. In the event that the Plan terminates under circumstances described in (i) above, shares remaining available for purchase under the Plan as of the termination date shall be issued to Participants on a pro rata basis. Any cash balances remaining in Participants' payroll deduction and other Plan accounts upon termination of the Plan shall be refunded as soon thereafter as practicable. The powers of the Committee provided by Section 3 to construe and administer any right to purchase shares granted prior to the termination of the Plan shall nevertheless continue after such termination.

20. LISTING OF SHARES AND RELATED MATTERS

If at any time the Committee shall determine, based on opinion of counsel, that the listing, registration or qualification of the shares covered by the Plan upon any national securities exchange or under any state or Federal or foreign law or the consent or approval of any governmental regulatory body is necessary or desirable as a condition of, or in connection with, the sale or purchase of shares under the Plan, no shares will be sold, issued or delivered unless and until such listing, registration, qualification, consent or approval shall have been effected or obtained, or otherwise provided for, free of any conditions not acceptable to counsel.

21. THIRD PARTY BENEFICIARIES

None of the provisions of the Plan shall be for the benefit of or enforceable by any creditor of a Participant. A Participant may not create a lien on any portion of the cash balance accumulated in such Participant's payroll deduction or other Plan account or on any shares covered by a right to purchase before a stock certificate for such shares is issued for such Participant's benefit.

22. GENERAL PROVISIONS

The Plan shall neither impose any obligation on the Company or on any subsidiary corporation to continue the employment of any Participant or eligible employee, nor impose any obligation on any Participant to remain in the employ of the Company or of any subsidiary corporation. For purposes of the Plan, an employment relationship shall be deemed to exist between an individual and a corporation if, at the time of the determination, the individual was an "employee" of such corporation within the meaning of Section 423(a)(2) of the Code and the regulations and rulings interpreting such Section. For purposes of the Plan, the transfer of an employee from employment with the Company to employment with a subsidiary of the Company, or vice versa, shall not be deemed a termination of employment of the employee. Subject to the specific terms of the Plan, all employees granted rights to purchase shares hereunder shall have the same rights and privileges.

23. GOVERNING LAW

Except where jurisdiction is exclusive to the federal courts or except as governed by federal law, the Plan and rights to purchase shares that may be granted hereunder shall be governed by and construed and enforced in accordance with the laws of the State of Washington.

**Adopted by the Compensation Committee of the Board of Directors on March 11, 2014 and the full Board of
Directors on March 12, 2014
Approved by Shareholders on May 21, 2014**

**UNITED STATES
SECURITIES AND EXCHANGE COMMISSION
Washington, D.C. 20549**

FORM 10-K

ANNUAL REPORT PURSUANT TO SECTION 13 OR 15(d) OF THE SECURITIES EXCHANGE ACT OF 1934

For the fiscal year ended: February 1, 2014

OR

TRANSITION REPORT PURSUANT TO SECTION 13 OR 15(d) OF THE SECURITIES EXCHANGE ACT OF 1934

Commission File Number: 000-51300

ZUMIEZ INC.

(Exact name of Registrant as specified in its charter)

Washington
(State or other jurisdiction of
incorporation or organization)

91-1040022
(IRS Employer
Identification No.)

4001 204th Street SW
Lynnwood, Washington
(Address of principal executive offices)

98036
(Zip Code)

(425) 551-1500

(Registrant's telephone number, including area code)

Securities registered under Section 12(b) of the Act: **Common Stock**

Name of each exchange on which registered: **The Nasdaq Global Select Market**

Securities registered under Section 12(g) of the Act: **None**

Indicate by check mark if the registrant is a well-known seasoned issuer, as defined in Rule 405 of the Securities Act. Yes No

Indicate by check mark if the registrant is not required to file reports pursuant to Section 13 or Section 15(d) of the Act. Yes No

Indicate by check mark whether the registrant (1) has filed all reports required to be filed by Section 13 or 15 (d) of the Securities Exchange Act of 1934 during the preceding 12 months (or for such shorter period that the Registrant was required to file such reports), and (2) has been subject to such filing requirements for the last 90 days. Yes No

Indicate by check mark whether the registrant has submitted electronically and posted on its corporate Web site, if any, every Interactive Data File required to be submitted and posted pursuant to Rule 405 of Regulation S-T (§232.405 of this chapter) during the preceding 12 months (or for such shorter period that the Registrant was required to submit and post such files). Yes No

Indicate by check mark if disclosure of delinquent filers pursuant to Item 405 of Regulation S-K (§229.405 of this chapter) is not contained herein, and will not be contained, to the best of registrant's knowledge, in definitive proxy or information statements incorporated by reference in Part III of this Form 10-K or any amendment to this Form 10-K.

Indicate by check mark whether the registrant is a large accelerated filer, an accelerated filer, a non-accelerated filer, or a smaller reporting company. See the definitions of "large accelerated filer," "accelerated filer" and "smaller reporting company" in Rule 12b-2 of the Exchange Act.

Large accelerated filer

Accelerated filer

Non-accelerated filer

Smaller reporting company

Indicate by check mark if the registrant is a shell company (as defined in Rule 12b-2 of the Exchange Act). Yes No

The aggregate market value of the voting and non-voting stock held by non-affiliates of the registrant as of the last business day of the second fiscal quarter, August 2, 2013, was \$631,553,372.

At March 7, 2014, there were 29,134,210 shares outstanding of common stock.

DOCUMENTS INCORPORATED BY REFERENCE

The information required by Part III of this report is incorporated by reference from the Registrant's definitive proxy statement, relating to the Annual Meeting of Shareholders scheduled to be held May 21, 2014, which definitive proxy statement will be filed not later than 120 days after the end of the fiscal year to which this report relates.

ZUMIEZ INC.
FORM 10-K
TABLE OF CONTENTS

PART I

Item 1.	Business	3
Item 1A.	Risk Factors	10
Item 1B.	Unresolved Staff Comments	21
Item 2.	Properties	21
Item 3.	Legal Proceedings	21
Item 4.	Mine Safety Disclosures	21

PART II

Item 5.	Market for the Registrant's Common Equity, Related Shareholder Matters and Issuer Purchases of Equity Securities	22
Item 6.	Selected Financial Data	25
Item 7.	Management's Discussion and Analysis of Financial Condition and Results of Operations	26
Item 7A.	Quantitative and Qualitative Disclosures About Market Risk	41
Item 8.	Financial Statements and Supplementary Data	42
Item 9.	Changes in and Disagreements with Accountants on Accounting and Financial Disclosure	42
Item 9A.	Controls and Procedures	42
Item 9B.	Other Information	45

PART III

Item 10.	Directors, Executive Officers and Corporate Governance	45
Item 11.	Executive Compensation	45
Item 12.	Security Ownership of Certain Beneficial Owners and Management and Related Shareholder Matters	45
Item 13.	Certain Relationships and Related Transactions, and Director Independence	45
Item 14.	Principal Accountant Fees and Services	45

PART IV

Item 15.	Exhibits, Financial Statement Schedules	46
Signatures	75

ZUMIEZ INC.
FORM 10-K
PART I.

This Form 10-K contains forward-looking statements. These statements relate to our expectations for future events and future financial performance. Generally, the words “anticipates,” “expects,” “intends,” “may,” “should,” “plans,” “believes,” “predicts,” “potential,” “continue” and similar expressions identify forward-looking statements. Forward-looking statements involve risks and uncertainties, and future events and circumstances could differ significantly from those anticipated in the forward-looking statements. These statements are only predictions. Actual events or results may differ materially. Factors which could affect our financial results are described in Item 1A below and in Item 7 of Part II of this Form 10-K. Readers are cautioned not to place undue reliance on these forward-looking statements, which speak only as of the date hereof. Although we believe that the expectations reflected in the forward-looking statements are reasonable, we cannot guarantee future results, levels of activity, performance or achievements. Moreover, neither we nor any other person assume responsibility for the accuracy and completeness of the forward-looking statements. We undertake no duty to update any of the forward-looking statements after the date of this report to conform such statements to actual results or to changes in our expectations.

We use a fiscal calendar widely used by the retail industry that results in a fiscal year consisting of a 52- or 53-week period ending on the Saturday closest to January 31. Each fiscal year consists of four 13-week quarters, with an extra week added to the fourth quarter every five or six years. Fiscal 2014 will be the 52-week period ending January 31, 2015. Fiscal 2013 was the 52-week period ending February 1, 2014. Fiscal 2012 was the 53-week period ending February 2, 2013. Fiscal 2011 was the 52-week period ending January 28, 2012. Fiscal 2010 was the 52-week period ending January 29, 2011. Fiscal 2009 was the 52-week period ended January 30, 2010. Fiscal 2008 was the 52-week period ended January 31, 2009.

“Zumiez,” the “Company,” “we,” “us,” “its,” “our” and similar references refer to Zumiez Inc. and its wholly-owned subsidiaries.

Item 1. BUSINESS

Zumiez is a leading multi-channel specialty retailer of action sports related apparel, footwear, accessories and hardgoods, focusing on skateboarding, snowboarding, surfing, motocross and bicycle motocross (“BMX”) for young men and women. Zumiez Inc. was formed in August 1978 and is a Washington State corporation.

At February 1, 2014, we operated 551 stores; 511 in the United States (“U.S.”), 28 in Canada and 12 in Europe. We operate under the names Zumiez and Blue Tomato. Additionally, we operate ecommerce websites at www.zumiez.com and www.blue-tomato.com.

We completed the acquisition of Snowboard Dachstein Tauern GmbH and Blue Tomato Graz Handel GmbH (collectively, “Blue Tomato”) during fiscal 2012. Blue Tomato is a multi-channel retailer for board sports and related apparel and footwear that operates primarily in the European marketplace.

We operate a sales strategy that integrates our stores with our ecommerce platform. There is significant interaction between our in-store sales and our ecommerce sales channels and we believe that they are utilized in tandem to serve our customers. Our stores bring the look and feel of an independent specialty shop by emphasizing the action sports lifestyle through a distinctive store environment and high-energy sales personnel. We seek to staff our stores with store associates who are knowledgeable users of our products, which we believe provides our customers with enhanced customer service and supplements our ability to identify and react quickly to emerging trends and fashions. We design our stores to appeal to teenagers and young adults and to serve as a destination for our customers. We believe that our distinctive store concepts and compelling store economics will provide continued opportunities for growth in both new and existing markets.

We believe that our customers desire authentic merchandise and fashion that is rooted in the action sports lifestyle and reflects their individuality. We strive to keep our merchandising mix fresh by continuously introducing new brands, styles and categories of product. Our focus on a diverse collection of brands allows us to

quickly adjust to changing fashion trends. We believe that our strategic mix of apparel, footwear, accessories and hardgoods, including skateboards, snowboards, bindings, components and other equipment, allows us to strengthen the potential of the brands we sell and helps to affirm our credibility with our customers. In addition, we supplement our merchandise mix with a select offering of private label apparel and products as a value proposition that we believe complements our overall merchandise selection.

Over our 35-year history, we have developed a corporate culture based on a passion for the action sports lifestyle. Our management philosophy emphasizes an integrated combination of results measurement, training and incentive programs, all designed to drive sales productivity at the individual store associate level. We have:

- increased our store count from 343 as of the end of fiscal 2008 to 551 as of the end of fiscal 2013, representing a compound annual growth rate of 9.9%;
- increased net sales from \$408.7 million in fiscal 2008 to \$724.3 million in fiscal 2013, representing a compound annual growth rate of 12.1%;
- increased ecommerce sales from 1.5% of net sales in fiscal 2008 to 12.3% in fiscal 2013, representing a compound annual growth rate of 70.8%;
- been profitable in every fiscal year of our 35-year history.

Competitive Strengths

We believe that the following competitive strengths differentiate us from our competitors and are critical to our continuing success.

Attractive Lifestyle Retailing Concept. We target a large population of young men and women, many of whom we believe are attracted to the action sports lifestyle and desire to promote their personal independence and style through the apparel, footwear and accessories they wear and the equipment they use. We believe that action sports is a permanent aspect of youth culture, reaching not only consumers that actually participate in action sports, but also those who seek brands and styles that fit a desired action sports image. We believe we have developed a brand image that our customers view as consistent with their attitudes, fashion tastes and identity that should allow us to benefit in our market.

Differentiated Merchandising Strategy. We have created a highly differentiated retailing concept by offering an extensive selection of current and relevant action sports brands encompassing apparel, footwear, accessories and hardgoods. The breadth of merchandise offered at our stores exceeds that offered by many other action sports specialty stores and includes some brands and products that are available only at our stores within many malls or shopping areas. The action sports lifestyle includes activities that are popular at different times throughout the year, providing us the opportunity to shift our merchandise selection seasonally. Many of our customers desire to update their wardrobes and equipment as fashion trends evolve or the action sports season dictates. We believe that our ability to quickly recognize changing brand and style preferences and transition our merchandise offerings allows us to continually provide a compelling offering to our customers.

Deep-rooted Culture. Our culture and brand image enable us to successfully attract and retain high quality employees who are passionate and knowledgeable about the products we sell. We place great emphasis on customer service and satisfaction, and we have made this a defining feature of our corporate culture. To preserve our culture, we strive to promote from within and we provide our employees with the knowledge and tools to succeed through our comprehensive training programs and the flexibility to manage their stores to meet localized customer demand.

Distinctive Customer Experience. We strive to provide a convenient shopping environment that is appealing and clearly communicates our distinct brand image. We seek to attract knowledgeable store associates who identify with the action sports lifestyle and are able to offer superior customer service, advice and product expertise. We believe that our distinctive store environment enhances our image as a leading source for apparel and equipment for the action sports lifestyle.

Disciplined Operating Philosophy. We have an experienced senior management team. Our management team has built a strong operating foundation based on sound retail principles that underlie our unique culture. Our philosophy emphasizes an integrated combination of results measurement, training and incentive programs, all designed to drive sales productivity to the individual store associate level. Our comprehensive training programs are designed to provide our employees with enhanced product knowledge, selling skills and operational expertise. We believe that our merchandising teams' immersion in the action sports lifestyle, supplemented with feedback from our customers, store associates and store leadership, allows us to consistently identify and react to emerging fashion trends. We believe that this, combined with our inventory planning and allocation processes and systems, helps us better manage markdown and fashion risk.

High-Impact, Integrated Marketing Approach. We seek to build relationships with our customers through a multi-faceted marketing approach that is designed to integrate our brand images with the action sports lifestyle. Our marketing efforts focus on reaching our customers in their environment and feature extensive grassroots marketing events. Our marketing efforts also incorporate local sporting and music event promotions, advertising in magazines popular with our target market, interactive contest sponsorships that actively involve our customers with our brands and products and various social network channels. Events and activities such as these provide opportunities for our customers to develop a strong identity with our culture and brands. We believe that our immersion in the action sports lifestyle allows us to build credibility with our customers and gather valuable feedback on evolving customer preferences.

Growth Strategy

We intend to expand our presence as a leading action sports lifestyle retailer by:

Opening New Store Locations. We believe that the action sports lifestyle has appeal that provides store expansion opportunities throughout the U.S. and internationally. During the last three fiscal years, we have opened or acquired 163 new stores consisting of 59 stores in fiscal 2013, 59 stores in fiscal 2012 and 45 stores in fiscal 2011. We have successfully opened stores in diverse markets throughout the U.S. and internationally, which we believe demonstrates the portability and growth potential of our concepts. To take advantage of what we believe to be a compelling economic store model, we plan to open approximately 55 new stores in fiscal 2014, including stores in our existing markets and in new markets domestically and internationally. The number of anticipated store openings may increase or decrease due to market conditions and other factors.

Continuing to Generate Sales Growth through Improved Store Level Productivity and Continued Ecommerce Sales Growth. We seek to maximize our comparable store sales, including sales from our ecommerce businesses, and net sales per square foot by maintaining consistent store-level execution and offering our customers a broad and relevant selection of action sports brands and products. We seek to continue to grow our ecommerce sales with a continued focus on enhancing and integrating the unique Zumiez and Blue Tomato brand experiences through this channel. In fiscal 2013, 2012 and 2011, ecommerce sales represented 12.3%, 11.2% and 7.3% of our total net sales.

Enhancing our Brand Awareness through Continued Marketing and Promotion. We believe that a key component of our success is the brand exposure that we receive from our marketing events, promotions and activities that embody the action sports lifestyle. These are designed to assist us in increasing brand awareness in our existing markets and expanding into new markets by strengthening our connection with our target customer base. We believe that our marketing efforts have also been successful in generating and promoting interest in our product offerings. In addition, we use our ecommerce presence, designed to convey our passion for the action sports lifestyle, to increase our brand awareness. We plan to continue to expand our integrated marketing efforts by promoting more events and activities in our existing and new markets. We also benefit from branded vendors' marketing.

Merchandising and Purchasing

Our goal is to be viewed by our customers as the definitive source of merchandise for the action sports lifestyle across all channels in which we operate. We believe that the breadth of merchandise that we offer, which includes apparel, footwear, accessories and hardgoods, exceeds that offered by many other action sports specialty stores at a single location, and makes us a single-stop purchase destination for our target customers.

We seek to identify action sports oriented fashion trends as they develop and to respond in a timely manner with a relevant product assortment. We strive to keep our merchandising mix fresh by continuously introducing new brands or styles in response to the evolving desires of our customers. We also take advantage of the change in action sports seasons during the year to maintain an updated product selection. Our merchandise mix may vary by region and country, reflecting the specific action sports preferences and seasons in each market.

We believe that offering an extensive selection of current and relevant brands used and sometimes developed by professional action sports athletes is integral to our overall success. No single brand, including private label, accounted for more than 7.6%, 9.0% and 6.3% of our net sales in fiscal 2013, 2012 and 2011. We believe that our strategic mix of apparel, footwear, accessories and hardgoods allows us to strengthen the potential of the brands we sell and affirms our credibility with our customers.

We believe that our ability to maintain an image consistent with the action sports lifestyle is important to our key vendors. Given our scale and market position, we believe that many of our key vendors view us as an important retail partner. This position helps ensure our ability to procure a relevant product assortment and quickly respond to the changing fashion interests of our customers. Additionally, we believe we are presented with a greater variety of products and styles by some of our vendors, as well as certain specially designed items that we exclusively distribute. We supplement our merchandise assortment with a select offering of private label products across many of our product categories. Our private label products complement the branded products we sell, and some of our private label brands allow us to cater to the more value-oriented customer. For fiscal 2013, 2012 and 2011, our private label merchandise represented 17.7%, 16.9% and 17.7% of our net sales.

We have developed a disciplined approach to buying and a dynamic inventory planning and allocation process to support our merchandise strategy. We utilize a broad vendor base that allows us to shift our merchandise purchases as required to react quickly to changing consumer demands and market conditions. We manage the purchasing and allocation process by reviewing branded merchandise lines from new and existing vendors, identifying emerging fashion trends and selecting branded merchandise styles in quantities, colors and sizes to meet inventory levels established by management. We also coordinate inventory levels in connection with individual stores' sales strength, our promotions and seasonality.

Our merchandising staff remains in tune with the action sports culture by participating in action sports, attending relevant events and concerts, watching action sports related programming and reading action sports publications and relevant social network channels. In order to identify evolving trends and fashion preferences, our staff spends considerable time analyzing sales data, gathering feedback from our stores and customers, shopping in key markets and soliciting input from our vendors.

We source our private label merchandise from primarily foreign manufacturers around the world. We have cultivated our private label sources with a view towards high quality merchandise, production reliability and consistency of fit. We believe that our knowledge of fabric and production costs combined with a flexible sourcing base enables us to source high-quality private label goods at favorable costs.

Stores

Store Locations. At February 1, 2014, we operated 551 stores in the following locations:

United States - 511 Stores

Alabama	1	Indiana	10	Nebraska	1	Rhode Island	2
Alaska	3	Iowa	4	New Hampshire	6	South Carolina	2
Arizona	13	Kansas	3	New Jersey	19	South Dakota	2
California	82	Kentucky	1	Nevada	8	Tennessee	6
Colorado	18	Louisiana	2	New Mexico	5	Texas	48
Connecticut	9	Maine	3	New York	32	Utah	14
Delaware	3	Maryland	10	North Carolina	8	Virginia	11
Florida	23	Massachusetts	11	Ohio	4	Washington	25
Georgia	7	Michigan	8	Oklahoma	6	West Virginia	2
Hawaii	5	Minnesota	11	Oregon	13	Wisconsin	14
Idaho	6	Missouri	7	Pennsylvania	19	Wyoming	2
Illinois	17	Montana	5				

Canada - 28 Stores

Alberta	5	New Brunswick	1
British Columbia	8	Nova Scotia	1
Manitoba	1	Ontario	12

Europe - 12 Stores

Austria	5
Germany	7

The following table shows the number of stores (excluding temporary stores that we operate from time to time for special events) opened, acquired and closed in each of our last three fiscal years:

<u>Fiscal Year</u>	<u>Stores Opened</u>	<u>Stores Acquired</u>	<u>Stores Closed</u>	<u>Total Number of Stores End of Year</u>
2013	59	0	6	551
2012	53	6	5	498
2011	45	0	1	444

Store Design and Environment. We design our stores to create a distinctive and engaging shopping environment that we believe resonates with our customers. Our stores feature an industrial look, dense merchandise displays, action sports focused posters and signage and popular music, all of which are consistent with the look and feel of an independent action sports specialty shop. Our stores are designed to encourage our customers to shop for longer periods of time, to interact with each other and our store associates and to visit our stores more frequently. Our stores are constructed and finished to allow us to efficiently shift merchandise displays throughout the year as the action sports season dictates. We believe that our store atmosphere enhances our image as a leading provider of action sports lifestyle merchandise.

At February 1, 2014, our stores averaged approximately 3,000 square feet. All references in this Annual Report on Form 10-K to square footage of our stores refers to gross square footage, including retail selling, storage and back-office space. In fiscal 2014, we plan on opening new stores with square footage similar to this average.

Expansion Opportunities and Site Selection. In selecting a location for a new store, we target high-traffic locations with suitable demographics and favorable lease terms. For mall locations, we seek locations near busy areas of the mall such as food courts, movie theaters, game stores and other popular teen retailers. We generally

locate our stores in malls in which other teen-oriented retailers have performed well. We also focus on evaluating the market and mall-specific competitive environment for potential new store locations. We seek to diversify our store locations regionally and by caliber of mall.

Store Management, Operations and Training. We believe that our success is dependent in part on our ability to attract, train, retain and motivate qualified employees at all levels of our organization. We have developed a corporate culture that we believe empowers the individual store managers to make store-level business decisions and consistently rewards their success. We are committed to improving the skills and careers of our workforce and providing advancement opportunities for employees.

We believe we provide our managers with the knowledge and tools to succeed through our comprehensive training programs and the flexibility to manage their stores to meet customer demands. While general guidelines for our merchandise assortments, store layouts and in-store visuals are provided by our home offices, we give our managers substantial discretion to tailor their stores to the individual market and empower them to make store-level business decisions. We design group training programs for our managers to improve both operational expertise and supervisory skills.

Our store associates generally have an interest in the action sports lifestyle and are knowledgeable about our products. Through our training, evaluation and incentive programs, we seek to enhance the productivity of our store associates. These programs are designed to promote a competitive, yet fun, culture that is consistent with the action sports lifestyle we seek to promote.

Marketing and Advertising

We seek to reach our target customer audience through a multi-faceted marketing approach that is designed to integrate our brand image with the action sports lifestyle. Our marketing efforts focus on reaching our customers in their environment, and feature extensive grassroots marketing events, which give our customers an opportunity to experience and participate in the action sports lifestyle. Our grassroots marketing events are built around the demographics of our customer base and offer an opportunity for our customers to develop a strong identity with our brands and culture.

Our marketing efforts also incorporate local sporting and music event promotions, advertising in magazines popular with our target market, interactive contest sponsorships that actively involve our customers with our brands and products, the Zumiez Stash, which is our customer loyalty program, catalogs and various social network channels. We believe that our immersion in the action sports lifestyle allows us to build credibility with our target audience and gather valuable feedback on evolving customer preferences.

Distribution and Fulfillment

Timely and efficient distribution of merchandise to our stores is an important component of our overall business strategy. Domestically, our distribution center is located in Corona, California. At this facility, merchandise is inspected, allocated to stores, ticketed when necessary and boxed for distribution to our stores. Each store is typically shipped merchandise five times a week, providing our stores with a steady flow of new merchandise.

During fiscal 2012, we relocated our domestic ecommerce fulfillment center from Everett, Washington to Edwardsville, Kansas to provide the additional capacity needed to support the continued growth of our domestic ecommerce operations, while also increasing the speed at which we get product to our customers. Additionally, we utilize our domestic store network to provide fulfillment services for certain customer purchases.

Internationally, we operate a combined distribution and ecommerce fulfillment center located in Graz, Austria that supports our Blue Tomato ecommerce and store operations in Europe and we operate a distribution center located in Delta, British Columbia, Canada to distribute our merchandise to our Canadian stores.

Management Information Systems

Our management information systems provide integration of store, merchandising, distribution, financial and human resources functions. The systems include applications related to point-of-sale, inventory management, supply chain, planning, sourcing, merchandising and financial reporting. We continue to invest in technology to align our systems with our business requirements and to support our continuing growth.

Competition

The teenage and young adult retail apparel, hardgoods and accessories industry is highly competitive. We compete with other retailers for vendors, customers, suitable store locations and qualified store associates and management personnel. In the softgoods market, which includes apparel, footwear and accessories, we currently compete with other teenage and young adult focused retailers. In addition, in the softgoods markets we compete with independent specialty shops, department stores and direct marketers that sell similar lines of merchandise and target customers through catalogs and ecommerce. In the hardgoods markets, which includes skateboards, snowboards, bindings, components and other equipment, we compete directly or indirectly with the following categories of companies: other specialty retailers that compete with us across a significant portion of our merchandising categories, such as local snowboard and skate shops; large-format sporting goods stores and chains and ecommerce retailers.

Competition in our sector is based on, among other things, merchandise offerings, store location, price and the ability to identify with the customer. We believe that our ability to compete favorably with many of our competitors is due to our differentiated merchandising strategy, compelling store environment and deep-rooted culture.

Seasonality

Historically, our operations have been seasonal, with the largest portion of net sales and net income occurring in the third and fourth fiscal quarters, reflecting increased demand during the back-to-school and winter holiday selling seasons. During fiscal 2013, approximately 58% of our net sales occurred in the third and fourth quarters combined, similar to previous years. As a result of this seasonality, any factors negatively affecting us during the last half of the year, including unfavorable economic conditions, adverse weather or our ability to acquire seasonal merchandise inventory, could have a material adverse effect on our financial condition and results of operations for the entire year. Our quarterly results of operations may also fluctuate based upon such factors as the timing of certain holiday seasons, the popularity of seasonal merchandise offered, the timing and amount of markdowns, competitive influences and the number and timing of new store openings, remodels and closings.

Trademarks

The “Zumiez” and “Blue Tomato” trademarks and certain other trademarks, have been registered, or are the subject of pending trademark applications, with the U.S. Patent and Trademark Office and with the registries of certain foreign countries. We regard our trademarks as valuable and intend to maintain such marks and any related registrations and vigorously protect our trademarks. We also own numerous domain names, which have been registered with the Corporation for Assigned Names and Numbers.

Employees

At February 1, 2014, we employed approximately 1,800 full-time and approximately 3,800 part-time employees globally. However, the number of part-time employees fluctuates depending on our seasonal needs and generally increases during peak selling seasons, particularly the back-to-school and the winter holiday seasons. None of our employees are represented by a labor union and we believe that our relationship with our employees is good.

Financial Information about Segments

See Note 17, “Segment Reporting,” in the Notes to Consolidated Financial Statements found in Part IV Item 15 of this Form 10-K, for information regarding our segments, product categories and certain geographical information.

Available Information

Our principal website address is www.zumiez.com. We make available, free of charge, our proxy statement, annual report to shareholders, annual report on Form 10-K, quarterly reports on Form 10-Q, current reports on Form 8-K and all amendments to those reports as soon as reasonably practicable after such material is electronically filed with or furnished to the Securities and Exchange Commission (“SEC”) at <http://ir.zumiez.com>. Information available on our website is not incorporated by reference in, and is not deemed a part of, this Form 10-K. The SEC maintains a website that contains electronic filings by Zumiez and other issuers at www.sec.gov. In addition, the public may read and copy any materials Zumiez files with the SEC at the SEC’s Public Reference Room at 100 F Street, N.E., Washington, D.C. 20549. The public may obtain information on the operation of the Public Reference Room by calling the SEC at 1-800-SEC-0330.

Item 1A. RISK FACTORS

Investing in our securities involves a high degree of risk. The following risk factors, issues and uncertainties should be considered in evaluating our future prospects. In particular, keep these risk factors in mind when you read “forward-looking” statements elsewhere in this report. Forward-looking statements relate to our expectations for future events and time periods. Generally, the words “anticipates,” “expects,” “intends,” “may,” “should,” “plans,” “believes,” “predicts,” “potential,” “continue” and similar expressions identify forward-looking statements. Forward-looking statements involve risks and uncertainties, and future events and circumstances could differ significantly from those anticipated in the forward-looking statements. Any of the following risks could harm our business, operating results or financial condition and could result in a complete loss of your investment. Additional risks and uncertainties that are not yet identified or that we currently think are immaterial may also harm our business and financial condition in the future.

Our ability to attract customers to our stores depends heavily on the success of the shopping malls in which many of our stores are located; any decrease in customer traffic in those malls could cause our sales to be less than expected.

In order to generate customer traffic we depend heavily on locating many of our stores in prominent locations within successful shopping malls. Sales at these stores are derived, in part, from the volume of traffic in those malls. Our stores benefit from the ability of a mall’s other tenants to generate consumer traffic in the vicinity of our stores and the continuing popularity of malls as shopping destinations. Our sales volume and mall traffic generally may be adversely affected by, among other things, economic downturns in a particular area, competition from ecommerce retailers, non-mall retailers and other malls, increases in gasoline prices and the closing or decline in popularity of other stores in the malls in which we are located. An uncertain economic outlook could curtail new shopping mall development, decrease shopping mall traffic, reduce the number of hours that shopping mall operators keep their shopping malls open or force them to cease operations entirely. A reduction in mall traffic as a result of these or any other factors could have a material adverse effect on our business, results of operations and financial condition.

Our growth strategy depends on our ability to open and operate new stores each year, which could strain our resources and cause the performance of our existing stores to suffer.

Our growth largely depends on our ability to open and operate new stores successfully. However, our ability to open new stores is subject to a variety of risks and uncertainties, and we may be unable to open new stores as planned, and any failure to successfully open and operate new stores could have a material adverse effect on our results of operations. We intend to continue to open new stores in future years while remodeling a portion of our

existing store base annually. In addition, our proposed expansion will place increased demands on our operational, managerial and administrative resources. These increased demands could cause us to operate our business less effectively, which in turn could cause deterioration in the financial performance of our individual stores and our overall business. To the extent our new store openings are in markets where we already have stores, we may experience reduced net sales in existing stores in those markets. In addition, successful execution of our growth strategy may require that we obtain additional financing, and we cannot assure you that we will be able to obtain that financing on acceptable terms or at all.

In addition, we plan to open new stores in regions of the U.S. or international locations in which we currently have few, or no, stores. The expansion into these markets may present competitive, merchandising, hiring and distribution challenges that are different from those currently encountered in our existing markets. Any of these challenges could adversely affect our business and results of operations.

Failure to successfully integrate any businesses or stores that we acquire could have an adverse impact on our results of operations and financial performance.

We may, from time to time, acquire other retail stores or businesses, such as our acquisition of Blue Tomato, a leading European multi-channel retailer for board sports and related apparel and footwear, which was completed in fiscal 2012. We may experience difficulties in integrating any stores or businesses we may acquire, including their facilities, personnel, financial systems, distribution, operations and general operating procedures, and any such acquisitions may also result in the diversion of our capital and our management's attention from other business issues and opportunities. If we experience difficulties in integrating acquisitions or if such acquisitions do not provide the benefits that we expect to receive, we could experience increased costs and other operating inefficiencies, which could have an adverse effect on our results of operations and overall financial performance.

Our plans for international expansion include risks that could have a negative impact on our results of operations.

In fiscal 2011, we opened our first store locations in Canada and we plan to continue to open new stores in Canada. During fiscal 2012, we acquired Blue Tomato, which operates primarily in the European market, and we plan to open new stores in Europe in the future. We may continue to expand internationally, either organically, or through additional acquisitions. International markets may have different competitive conditions, consumer tastes and discretionary spending patterns than our existing U.S. market. As a result, operations in international markets may be less successful than our operations in the U.S. Additionally, consumers in international markets may not be familiar with our brands, and we may need to build brand awareness in the markets. Furthermore, we have limited experience with the legal and regulatory environments and market practices outside of the U.S. and cannot guarantee that we will be able to penetrate or successfully operate in international markets. We also expect to incur additional costs in complying with applicable foreign laws and regulations as they pertain to both our products and our operations.

Additionally, the results of operations of our international subsidiaries are exposed to foreign exchange rate fluctuations. Upon translation, operating results may differ materially from expectations. As we expand our international operations, our exposure to exchange rate fluctuations will increase.

Our business is dependent upon our being able to anticipate, identify and respond to changing fashion trends, customer preferences and other fashion-related factors; failure to do so could have a material adverse effect on us.

Customer tastes and fashion trends in the action sports lifestyle market are volatile and tend to change rapidly. Our success depends on our ability to effectively anticipate, identify and respond to changing fashion tastes and consumer preferences, and to translate market trends into appropriate, saleable product offerings in a timely manner. If we are unable to successfully anticipate, identify or respond to changing styles or trends and misjudge the market for our products or any new product lines, our sales may be lower than predicted and we

may be faced with a substantial amount of unsold inventory or missed opportunities. In response to such a situation, we may be forced to rely on markdowns or promotional sales to dispose of excess or slow-moving inventory, which could have a material adverse effect on our results of operations.

The current uncertainty surrounding the U.S. and global economies, including the European economy, coupled with cyclical economic trends in action sports retailing could have a material adverse effect on our results of operations.

The action sports retail industry historically has been subject to substantial cyclical volatility. As the U.S. and global economic conditions change, the trends in discretionary consumer spending become unpredictable and discretionary consumer spending could be reduced due to uncertainties about the future. When discretionary consumer spending is reduced, purchases of action sports apparel and related products may decline. The current uncertainty in the U.S. and global economies and increased government debt may have a material adverse impact on our results of operations and financial position.

Because of this cycle, we believe the “value” message has become more important to consumers. As a retailer that sells approximately 80% to 85% branded merchandise, this trend may negatively affect our business, as we generally will have to charge more than vertically integrated private label retailers.

Our sales and inventory levels fluctuate on a seasonal basis, leaving our operating results particularly susceptible to changes in back-to-school and winter holiday shopping patterns. Accordingly, our quarterly results of operations are volatile and may fluctuate significantly.

Our quarterly results of operations have fluctuated significantly in the past and can be expected to continue to fluctuate significantly in the future. Our sales and profitability are typically disproportionately higher in the third and fourth fiscal quarters of each fiscal year due to increased sales during the back-to-school and winter holiday shopping seasons. Sales during these periods cannot be used as an accurate indicator of annual results. As a result of this seasonality, any factors negatively affecting us during the last half of the year, including unfavorable economic conditions, adverse weather or our ability to acquire seasonal merchandise inventory, could have a material adverse effect on our financial condition and results of operations for the entire year. In addition, in order to prepare for the back-to-school and winter holiday shopping seasons, we must order and keep in stock significantly more merchandise than we carry during other times of the year. Any unanticipated decrease in demand for our products during these peak shopping seasons could require us to sell excess inventory at a substantial markdown, which could have a material adverse effect on our business, results of operations and financial condition.

Our quarterly results of operations are affected by a variety of other factors, including:

- the timing of new store openings and the relative proportion of our new stores to mature stores;
- whether we are able to successfully integrate any new stores that we acquire and the presence of any unanticipated liabilities in connection therewith;
- fashion trends and changes in consumer preferences;
- calendar shifts of holiday or seasonal periods;
- changes in our merchandise mix;
- timing of promotional events;
- general economic conditions and, in particular, the retail sales environment;
- actions by competitors or mall anchor tenants;
- weather conditions;
- the level of pre-opening expenses associated with our new stores; and
- inventory shrinkage beyond our historical average rates.

Significant fluctuations and volatility in the price of cotton, foreign labor costs and other raw materials used in the production of our merchandise may have a material adverse effect on our business, results of operations and financial conditions.

Increases in the cost of cotton, other raw materials, foreign labor costs and transportation costs used in the production of our merchandise can result in higher costs in the price we pay for this merchandise. The costs for cotton are affected by weather, consumer demand, speculation on the commodities market and other factors that are generally unpredictable and beyond our control. Our gross profit and results of operations could be adversely affected to the extent that the selling prices of our products do not increase proportionately with the increases in the costs of cotton or other materials. Increasing labor costs and oil-related product costs, such as manufacturing and transportation costs, could also adversely impact gross profit. Additionally, significant changes in the relationship between carrier capacity and shipper demand could increase transportation costs, which could also adversely impact gross profit.

Most of our merchandise is produced by foreign manufacturers; therefore, the availability and costs of these products may be negatively affected by risks associated with international trade and other international conditions.

Most of our merchandise is produced by manufacturers around the world. Some of these facilities are located in regions that may be affected by natural disasters, political instability or other conditions that could cause a disruption in trade. Trade restrictions such as increased tariffs or quotas, or both, could also increase the cost and reduce the supply of merchandise available to us. Any reduction in merchandise available to us or any increase in its cost due to tariffs, quotas or local issues that disrupt trade could have a material adverse effect on our results of operations. Although the prices charged by vendors for the merchandise we purchase are primarily denominated in U.S. dollars, a decline in the relative value of the U.S. dollar to foreign currencies could lead to increased merchandise costs, which could negatively affect our competitive position and our results of operations.

Required disclosures regarding conflict minerals could have a negative impact on our results of operations.

Pursuant to the Dodd-Frank Wall Street Reform and Consumer Protection Act, the SEC promulgated final rules regarding disclosure of the use of certain minerals (tantalum, tin, gold and tungsten) known as conflict minerals, which are mined from the Democratic Republic of the Congo and adjoining countries, as well as procedures regarding a manufacturer's efforts to prevent the sourcing of such minerals and metals produced from those minerals. These new requirements will require due diligence efforts, with initial disclosure requirements effective in May 2014. There may be costs associated with complying with the disclosure requirements, such as costs related to determining the source of certain minerals used in our private label merchandise, as well as costs of possible changes to products, processes or sources of supply as a consequence of such verification activities. We may also face reputational challenges if we are unable to verify the origins for any or all conflict minerals used in our private label merchandise, or if we are unable to certify that our products are "conflict free."

Our business is susceptible to weather conditions that are out of our control, including the potential risks of unpredictable weather patterns and any weather patterns associated with naturally occurring global climate change, and the resultant unseasonable weather could have a negative impact on our results of operations.

Our business is susceptible to unseasonable weather conditions. For example, extended periods of unseasonably warm temperatures during the winter season or cool weather during the summer season (including any weather patterns associated with global warming and cooling) could render a portion of our inventory incompatible with those unseasonable conditions. These prolonged unseasonable weather conditions could have a material adverse effect on our business and results of operations.

We may be unable to compete favorably in the highly competitive retail industry, and if we lose customers to our competitors, our sales could decrease.

The teenage and young adult retail apparel, footwear, accessories and hardgoods industry is highly competitive. We compete with other retailers for vendors, teenage and young adult customers, suitable store locations, qualified store associates and management personnel. Some of our competitors are larger than we are and have substantially greater financial, marketing, including advanced ecommerce marketing capabilities, and other resources than we do. Additionally, some of our competitors may offer more options for free and/or expedited shipping for ecommerce sales. Direct competition with these and other retailers may increase significantly in the future, which could require us, among other things, to lower our prices and could result in the loss of our customers. Current and increased competition could have a material adverse effect on our business, results of operations and financial condition.

If we fail to maintain good relationships with vendors or if a vendor is otherwise unable or unwilling to supply us with adequate quantities of their products at acceptable prices, our business and financial performance could suffer.

Our business is dependent on continued good relations with our vendors. In particular, we believe that we generally are able to obtain attractive pricing and other terms from vendors because we are perceived as a desirable customer, and deterioration in our relationship with our vendors could have a material adverse effect on our business. There can be no assurance that our vendors will provide us with an adequate supply or quality of products or acceptable pricing. Our vendors could discontinue selling to us, raise the prices they charge at any time or allow their merchandise to be discounted by other retailers. There can be no assurance that we will be able to acquire desired merchandise in sufficient quantities on terms acceptable to us in the future. In addition, certain of our vendors sell their products directly to the retail market and therefore compete with us directly and other vendors may decide to do so in the future. There can be no assurance that such vendors will not decide to discontinue supplying their products to us, supply us only less popular or lower quality items, raise the prices they charge us or focus on selling their products directly. In addition, a number of our vendors are smaller, less capitalized companies and are more likely to be impacted by unfavorable general economic and market conditions than larger and better capitalized companies. These smaller vendors may not have sufficient liquidity during economic downturns to properly fund their businesses and their ability to supply their products to us could be negatively impacted. Any inability to acquire suitable merchandise at acceptable prices, or the loss of one or more key vendors, could have a material adverse effect on our business, results of operations and financial condition.

Our ecommerce operations subject us to numerous risks that could have an adverse effect on our results of operations.

Our ecommerce operations subject us to certain risks that could have an adverse effect on our operational results, including:

- diversion of traffic and sales from our stores;
- rapid technological change;
- liability for online content; and
- risks related to the computer systems that operate our website and related support systems, including computer viruses, electronic break-ins and similar disruptions.

In addition, risks beyond our control, such as governmental regulation of ecommerce, entry of our vendors in the ecommerce business in competition with us, online security breaches and general economic conditions specific to ecommerce could have an adverse effect on our results of operations.

If we lose key executives or are unable to attract and retain the talent required for our business, our financial performance could suffer.

Our performance depends largely on the efforts and abilities of our key executives. If we lose the services of one or more of our key executives, we may not be able to successfully manage our business or achieve our growth objectives. As our business grows, we will need to attract and retain additional qualified personnel in a timely manner and we may not be able to do so.

Our failure to meet our staffing needs could adversely affect our ability to implement our growth strategy and could have a material impact on our results of operations.

Our success depends in part upon our ability to attract, motivate and retain a sufficient number of qualified employees who understand and appreciate our culture based on a passion for the action sports lifestyle and are able to adequately represent this culture to our customers. Qualified individuals of the requisite caliber, skills and number needed to fill these positions may be in short supply in some areas, and the employee turnover rate in the retail industry is high. Competition for qualified employees could require us to pay higher wages to attract a sufficient number of suitable employees. If we are unable to hire and retain store managers and store associates capable of consistently providing a high level of customer service, as demonstrated by their enthusiasm for our culture and knowledge of our merchandise, our ability to open new stores may be impaired and the performance of our existing and new stores could be materially adversely affected. We are also dependent upon temporary personnel to adequately staff our stores and distribution and ecommerce fulfillment centers particularly during busy periods such as the back-to-school and winter holiday seasons. There can be no assurance that we will receive adequate assistance from our temporary personnel, or that there will be sufficient sources of temporary personnel. Although none of our employees are currently covered by collective bargaining agreements, we cannot guarantee that our employees will not elect to be represented by labor unions in the future, which could increase our labor costs and could subject us to the risk of work stoppages and strikes. Any such failure to meet our staffing needs, any material increases in employee turnover rates, any increases in labor costs or any work stoppages, interruptions or strikes could have a material adverse effect on our business or results of operations.

Our business could suffer with the closure or disruption of our home office or our distribution or ecommerce fulfillment centers.

Domestically, we rely on a single distribution center located in Corona, California to receive, store and distribute the vast majority of our merchandise to our domestic stores and we primarily rely on a single ecommerce fulfillment center located in Edwardsville, Kansas to ship merchandise purchased on the www.zumiez.com website. Internationally, we operate a combined distribution and ecommerce fulfillment center located in Graz, Austria that support our Blue Tomato ecommerce and store operations in Europe and we operate a distribution center located in Delta, British Columbia, Canada to distribute our merchandise to our Canadian stores. Additionally, we are headquartered in Lynnwood, Washington. As a result, a natural disaster or other catastrophic event that affects one of the regions where we operate these centers could significantly disrupt our operations and have a material adverse effect on our business, results of operations and financial condition.

We are required to make substantial rental payments under our operating leases and any failure to make these lease payments when due could have a material adverse effect on our business and growth plans.

Payments under operating leases account for a significant portion of our operating expenses and has historically been our third largest expense behind cost of sales and our employee related costs. Total rent expense, including contingent rent based on sales of some of our stores, was \$53.4 million, \$50.0 million and \$44.1 million for fiscal 2013, 2012 and 2011. Total rent expense amounts do not include real estate taxes, insurance, common area maintenance charges and other executory costs, which were \$32.0 million, \$28.0 million and \$24.7 million for fiscal 2013, 2012 and 2011.

At February 1, 2014, we were committed to property owners for minimum lease payments of \$353.8 million. In addition to minimum lease payments, substantially all of our store leases provide for contingent rent

payments based on sales of the respective stores, as well as real estate taxes, insurance, common area maintenance charges and other executory costs. These amounts generally escalate each year. We expect that any new stores we open will also be leased by us under operating leases, which will further increase our operating lease expenses and obligations.

Our substantial operating lease obligations could have significant negative consequences, including:

- increasing our vulnerability to general adverse economic and industry conditions;
- limiting our ability to obtain additional financing;
- requiring that a substantial portion of our available cash be applied to pay our rental obligations, thus reducing cash available for other purposes; and
- limiting our flexibility in planning for or reacting to changes in our business or in the industry in which we compete, and placing us at a disadvantage with respect to some of our competitors.

We depend on cash flow from operations to pay our lease expenses and to fulfill our other cash needs. If our business does not generate sufficient cash flow from operating activities, and sufficient funds are not otherwise available to us from borrowings under bank loans or from other sources, we may not be able to service our operating lease expenses, grow our business, respond to competitive challenges or fund our other liquidity and capital needs, which could have a material adverse effect on our business.

The terms of our primary credit facility impose operating and financial restrictions on us that may impair our ability to respond to changing business and economic conditions. These restrictions could have a significant adverse impact on our business. Additionally, our business could suffer if our ability to acquire financing is reduced or eliminated.

We maintain a secured credit agreement with Wells Fargo Bank, N.A., which provides us with a secured revolving credit facility until September 1, 2014 of up to \$25.0 million, which, pursuant to an accordion feature, may be increased to \$35.0 million at our discretion. The credit agreement contains a number of restrictions and covenants that generally limit our ability to, among other things, (1) incur additional debt, (2) undergo a change in ownership and (3) enter into certain transactions. The credit agreement also contains financial covenants that require us to meet certain specified financial tests and ratios, including, a maximum net income after taxes of not less than one dollar on a trailing four-quarter basis provided, that, there shall be added to net income all charges for impairment of goodwill and other intangibles and up to an aggregate of \$5.0 million of store asset impairment, and a minimum quick ratio of 1.25. The quick ratio is defined as our cash and near cash equivalents plus certain defined receivables divided by the outstanding borrowings. Our accounts receivable, general intangibles, inventory and equipment have been pledged to secure our obligations under the credit agreement. We must also provide financial information and statements to our lender. We were in compliance with all such covenants at February 1, 2014. There were no outstanding borrowings under the secured revolving credit facility at February 1, 2014 and February 2, 2013. We had open commercial letters of credit outstanding under our secured revolving credit facility of \$0.3 million and \$0.2 million at February 1, 2014 and February 2, 2013.

A breach of any of these restrictive covenants or our inability to comply with the required financial tests and ratios could result in a default under the credit agreement. If a default occurs, the lender may elect to declare all outstanding borrowings, together with accrued interest and other fees, to be immediately due and payable. If we are unable to repay outstanding borrowings when due, whether at their maturity or if declared due and payable by the lender following a default, the lender has the right to proceed against the collateral granted to it to secure the indebtedness. As a result, any breach of these covenants or failure to comply with these tests and ratios could have a material adverse effect on us. There can be no assurance that we will not breach the covenants or fail to comply with the tests and ratios in our credit agreement or any other debt agreements we may enter into in the future and, if a breach occurs, there can be no assurance that we will be able to obtain necessary waivers or amendments from the lenders.

The restrictions contained in our credit agreement could: (1) limit our ability to plan for or react to market conditions or meet capital needs or otherwise restrict our activities or business plans; and (2) adversely affect our ability to finance our operations, strategic acquisitions, investments or other capital needs or to engage in other business activities that would be in our interest.

Additionally, in the current economic environment, we cannot be assured that our borrowing relationship with our lenders will continue or that our lenders will remain able to support their commitments to us in the future. If our lenders fail to do so, then we may not be able to secure alternative financing on commercially reasonable terms, or at all.

Our business could suffer if a manufacturer fails to use acceptable labor practices.

We do not control our vendors or the manufacturers that produce the products we buy from them, nor do we control the labor practices of our vendors and these manufacturers. The violation of labor or other laws by any of our vendors or these manufacturers, or the divergence of the labor practices followed by any of our vendors or these manufacturers from those generally accepted as ethical in the U.S., could interrupt, or otherwise disrupt, the shipment of finished products to us or damage our reputation. Any of these, in turn, could have a material adverse effect on our financial condition and results of operations. In that regard, most of the products we sell are manufactured overseas, primarily in Asia and Central America, which may increase the risk that the labor practices followed by the manufacturers of these products may differ from those considered acceptable in the U.S.

Additionally, our products are subject to regulation of and regulatory standards set by various governmental authorities with respect to quality and safety. Regulations and standards in this area are currently in place. These regulations and standards may change from time to time. Our inability to comply on a timely basis with regulatory requirements could result in significant fines or penalties, which could adversely affect our reputation and sales. Issues with the quality and safety of merchandise we sell, regardless of our culpability, or customer concerns about such issues, could result in damage to our reputation, lost sales, uninsured product liability claims or losses, merchandise recalls and increased costs.

Our failure to adequately anticipate a correct mix of private label merchandise may have a material adverse effect on our business.

Sales from private label merchandise account for approximately 15% to 20% of our net sales and generally carry higher gross margins than our other merchandise. We may take steps to increase the percentage of net sales of private label merchandise in the future, although there can be no assurance that we will be able to achieve increases in private label merchandise sales as a percentage of net sales. Our failure to anticipate, identify and react in a timely manner to fashion trends with our private label merchandise, could have a material adverse effect on our comparable store sales, financial condition and results of operations.

If our information systems hardware or software fails to function effectively or does not scale to keep pace with our planned growth, our operations could be disrupted and our financial results could be harmed.

We are continuing to make investments to improve our information systems infrastructure. If our information systems and software do not work effectively, this could adversely impact the promptness and accuracy of our transaction processing, financial accounting and reporting and our ability to manage our business and properly forecast operating results and cash requirements. Additionally, we rely on third-party service providers for certain information systems functions. If a service provider fails to provide the data quality, communications capacity or services we require, the failure could interrupt our services and could have a material adverse effect on our business, financial condition and results of operations. To manage the anticipated growth of our operations and personnel, we may need to continue to improve our operational and financial systems, transaction processing, procedures and controls, and in doing so could incur substantial additional expenses that could impact our financial results.

The security of our databases that contain personal information of our retail customers could be breached, which could subject us to adverse publicity, litigation and expenses. In addition, if we are unable to comply with security standards created by the credit card industry, our operations could be adversely affected.

Database privacy, network security and identity theft are matters of growing public concern. In an attempt to prevent unauthorized access to our network and databases containing confidential, third-party information, we have installed privacy protection systems, devices and activity monitoring on our networks. Nevertheless, if unauthorized parties gain access to our networks or databases, they may be able to steal, publish, delete or modify our private and sensitive third-party information. In such circumstances, we could be held liable to our customers or other parties or be subject to regulatory or other actions for breaching privacy rules and we may be exposed to reputation damage and loss of customers' trust and business. This could result in costly investigations and litigation, civil or criminal penalties and adverse publicity that could adversely affect our financial condition, results of operations and reputation. Further, if we are unable to comply with the security standards established by banks and the credit card industry, we may be subject to fines, restrictions and expulsion from card acceptance programs, which could adversely affect our retail operations.

Our inability or failure to protect our intellectual property or our infringement of other's intellectual property could have a negative impact on our operating results.

We believe that our trademarks and domain names are valuable assets that are critical to our success. The unauthorized use or other misappropriation of our trademarks or domain names could diminish the value of the Zumiez or Blue Tomato brands, our store concepts, our private label brands or our goodwill and cause a decline in our net sales. Although we have secured or are in the process of securing protection for our trademarks and domain names in a number of countries outside of the U.S., there are certain countries where we do not currently have or where we do not currently intend to apply for protection for certain trademarks or at all. Also, the efforts we have taken to protect our trademarks may not be sufficient or effective. Therefore, we may not be able to prevent other persons from using our trademarks or domain names outside of the U.S., which also could adversely affect our business. We are also subject to the risk that we may infringe on the intellectual property rights of third parties. Any infringement or other intellectual property claim made against us, whether or not it has merit, could be time-consuming, result in costly litigation, cause product delays or require us to pay royalties or license fees. As a result, any such claim could have a material adverse effect on our operating results.

The effects of war or acts of terrorism, or other types of mall violence, could adversely affect our business.

Most of our stores are located in shopping malls. Any threat of terrorist attacks or actual terrorist events, or other types of mall violence, such as shootings in malls, particularly in public areas, could lead to lower customer traffic in shopping malls. In addition, local authorities or mall management could close shopping malls in response to security concerns. Mall closures, as well as lower customer traffic due to security concerns, could result in decreased sales. Additionally, the armed conflicts in the Middle East, or the threat, escalation or commencement of war or other armed conflict elsewhere, could significantly diminish consumer spending, and result in decreased sales for us. Decreased sales could have a material adverse effect on our business, financial condition and results of operations.

The outcome of litigation could have a material adverse effect on our business, and may result in substantial costs and could divert management's attention.

We are involved, from time to time, in litigation incidental to our business including complaints filed by investors. This litigation could result in substantial costs, and could divert management's attention and resources, which could harm our business. Risks associated with legal liability are often difficult to assess or quantify, and their existence and magnitude can remain unknown for significant periods of time. There can be no assurance that the actual outcome of pending or future litigation will not have a material adverse effect on our results of operations or financial condition. Additionally, while we maintain director and officer liability insurance for litigation surrounding investor lawsuits, the amount of insurance coverage may not be sufficient to cover a claim and the continued availability of this insurance cannot be assured.

Our operations expose us to the risk of litigation, which could lead to significant potential liability and costs that could harm our business, financial condition or results of operations.

We employ a substantial number of full-time and part-time employees, a majority of whom are employed at our store locations. As a result, we are subject to a large number of federal, state and foreign laws and regulations relating to employment. This creates a risk of potential claims that we have violated laws related to discrimination and harassment, health and safety, wage and hour laws, criminal activity, personal injury and other claims. We are also subject to other types of claims in the ordinary course of our business. Some or all of these claims may give rise to litigation, which could be time-consuming for our management team, costly and harmful to our business.

In addition, we are exposed to the risk of class action litigation. The costs of defense and the risk of loss in connection with class action suits are greater than in single-party litigation claims. Due to the costs of defending against such litigation, the size of judgments that may be awarded against us, and the loss of significant management time devoted to such litigation, we cannot assure you that such litigation will not disrupt our business or impact our financial results.

Our failure to comply with federal, state, local or foreign laws, or changes in these laws, could have an adverse impact on our results of operations and financial performance.

Our business is subject to a wide array of laws and regulations. Changes in the regulations, the imposition of additional regulations, or the enactment of any new legislation including those related to health care, taxes, privacy, environmental issues and trade, could adversely affect our results of operations or financial condition.

Our business could be adversely affected by increased labor costs, including costs related to an increase in the minimum wage and new health care laws.

Labor is a primary component in the cost of operating our business. Increased labor costs, whether due to competition, unionization, increased minimum wage, state unemployment rates, employee benefits costs or otherwise, may adversely impact our operating expenses. A considerable amount of our store team members are paid at rates related to the federal or state minimum wage and any changes to the minimum wage rate may increase our operating expenses. Additionally, we are self-insured with respect to our health care coverage in the U.S. and do not purchase third party insurance for the health insurance benefits provided to employees with the exception of pre-defined stop loss coverage, which helps limit the cost of large claims. In March 2010, The Patient Protection and Affordable Care Act was enacted requiring employers such as us to provide health insurance for all qualifying employees or pay penalties for not providing coverage. The most significant increases in cost will occur in fiscal 2014 and fiscal 2015. We are evaluating the impact the new law will have on us, and although we cannot predict with certainty the financial and operational impacts the new law will have, we expect to be required to provide health benefits to more employees than we currently do, which could raise our labor costs. While the majority of these costs will begin in fiscal 2014 and fiscal 2015, there is no assurance that we will be able to absorb and/or pass through the costs of such legislation in a manner that will not adversely impact our results or operations.

We have incurred and will continue to incur significant expenses as a result of being a public company, which will negatively impact our financial performance.

We completed our initial public offering in May 2005 and we have incurred and could continue to incur significant legal, accounting, insurance and other expenses as a result of being a public company. Rules and regulations implemented by Congress, the SEC and the Nasdaq Global Select Market have required changes in corporate governance practices of public companies. Compliance with these laws could cause us to incur significant costs and expenses, including legal and accounting costs, and could make some compliance activities more time-consuming and negatively impact our financial performance. Additionally, these rules and regulations may make it more expensive for us to obtain director and officer liability insurance. As a result, it may be more difficult for us to attract and retain qualified persons to serve on our board of directors or as officers.

Failure to maintain adequate financial and management processes and controls could lead to errors in our financial reporting and could harm our ability to manage our expenses.

Reporting obligations as a public company and our anticipated growth, both domestically and internationally, are likely to place a considerable strain on our financial and management systems, processes and controls, as well as on our personnel. In addition, we are required to document and test our internal controls over financial reporting pursuant to Section 404 of the Sarbanes-Oxley Act of 2002 so that our management can certify as to the effectiveness of our internal controls and our independent registered public accounting firm can render an opinion on the effectiveness of our internal control over financial reporting on an annual basis. This process requires us to document our internal controls over financial reporting and to potentially make significant changes thereto, if applicable. As a result, we have incurred and expect to continue to incur substantial expenses to test our financial controls and systems, and we have been and in the future may be required to improve our financial and managerial controls, reporting systems and procedures, to incur substantial expenses to make such improvements and to hire additional personnel. If our management is ever unable to certify the effectiveness of our internal controls or if our independent registered public accounting firm cannot render an opinion on the effectiveness of our internal control over financial reporting, or if material weaknesses in our internal controls are ever identified, we could be subject to regulatory scrutiny and a loss of public confidence, which could have a material adverse effect on our business and our stock price. In addition, if we do not maintain adequate financial and management personnel, processes and controls, we may not be able to accurately report our financial performance on a timely basis, which could cause a decline in our stock price and adversely affect our ability to raise capital.

Changes to accounting rules or regulations could significantly affect our financial results.

Our consolidated financial statements are prepared in accordance with generally accepted accounting principles in the United States of America (“U.S. GAAP”). New accounting rules or regulations and changes to existing accounting rules or regulations have occurred and may occur in the future. Future changes to accounting rules or regulations, such as changes to lease accounting guidance or a requirement to convert to international financial reporting standards, could negatively affect our results of operations and financial condition through increased cost of compliance.

We may fail to meet analyst expectations, which could cause the price of our stock to decline.

Our common stock is traded publicly and various securities analysts follow our financial results and issue reports on us. These reports include information about our historical financial results as well as the analysts’ estimates of our future performance. The analysts’ estimates are based upon their own independent opinions and can be different from our estimates or expectations. If our operating results are below the estimates or expectations of public market analysts and investors, our stock price could decline. In December 2007, a securities class action litigation and associated derivative lawsuits were brought against us and such actions are frequently brought against other companies following a decline in the market price of their securities. These lawsuits were dismissed with prejudice in March 2009. If our stock price is volatile, we may become involved in this type of litigation in the future. Any litigation could result in substantial costs and a diversion of management’s attention and resources that are needed to successfully run our business.

The value of our investments may fluctuate.

We have our excess cash primarily invested in state and local municipal securities and variable-rate demand notes. These investments have historically been considered very safe investments with minimal default rates. At February 1, 2014, we had \$98.0 million of investments in state and local government securities and variable-rate demand notes. These securities are not guaranteed by the U.S. government and are subject to additional credit risk based upon each local municipality’s tax revenues and financial stability. As a result, we may experience a reduction in value or loss of liquidity of our investments, which may have a negative adverse effect on our results of operations, liquidity and financial condition.

A decline in the market price of our stock and/or our performance may trigger an impairment of the goodwill and other indefinite-lived intangible assets recorded on the consolidated balance sheets.

Goodwill and other indefinite-lived intangible assets are required to be tested for impairment at least annually or more frequently if management believes indicators of impairment exist. Any reduction in the carrying value of our goodwill or other indefinite-lived intangible assets as a result of our impairment analysis could result in a non-cash impairment charge, which could have a significant impact on our results of operations.

Reduced operating results and cash flows may cause us to incur impairment charges.

We review the carrying value of our fixed assets for impairment whenever events or changes in circumstances indicate that the carrying value of such asset may not be recoverable. The review could result in a non-cash impairment charge related to underperforming stores, which could impact our results of operations.

Item 1B. UNRESOLVED STAFF COMMENTS

None.

Item 2. PROPERTIES

All of our stores are occupied under operating leases and encompassed approximately 1,620,000 total square feet at February 1, 2014.

We own approximately 356,000 square feet of developable land in Lynnwood, Washington, and completed construction of a 63,071 square foot global home office in fiscal 2012. Additionally, we lease 14,208 square feet of office space in Schladming, Austria for our European home office. This lease is set to expire in 2017.

We own a 168,450 square foot building in Corona, California that serves as our domestic warehouse and distribution center. We lease 123,761 square feet of a facility in Edwardsville, Kansas that serves as our zumiez.com ecommerce fulfillment center. This lease is set to expire in 2022.

We lease a 80,234 square feet combined distribution and ecommerce fulfillment center in Graz, Austria that supports our Blue Tomato ecommerce and store operations in Europe. This lease is set to expire in 2019. We lease 17,168 square feet of a distribution facility in Delta, British Columbia, Canada that supports our store operations in Canada. This lease is set to expire in 2018.

Additionally, we are under lease for a 59,972 square foot location in Everett, Washington that was previously used for a portion of our combined home office and ecommerce fulfillment center. This lease expires in 2017.

Item 3. LEGAL PROCEEDINGS

We are involved from time to time in litigation incidental to our business. We believe that the outcome of current litigation is not expected to have a material adverse effect on our results of operations or financial condition.

See Note 10, "Commitments and Contingencies," in the Notes to Consolidated Financial Statements found in Part IV Item 15 of this Form 10-K, for additional information related to legal proceedings.

Item 4. MINE SAFETY DISCLOSURES

Not applicable.

PART II

Item 5. MARKET FOR REGISTRANT'S COMMON EQUITY, RELATED STOCKHOLDER MATTERS AND ISSUER PURCHASES OF EQUITY SECURITIES

Market Information

Our common stock is traded on the Nasdaq Global Select Market under the symbol "ZUMZ." At February 1, 2014, there were 29,619,305 shares of common stock outstanding. The following table sets forth the high and low sales prices for our common stock on the Nasdaq Global Select Market.

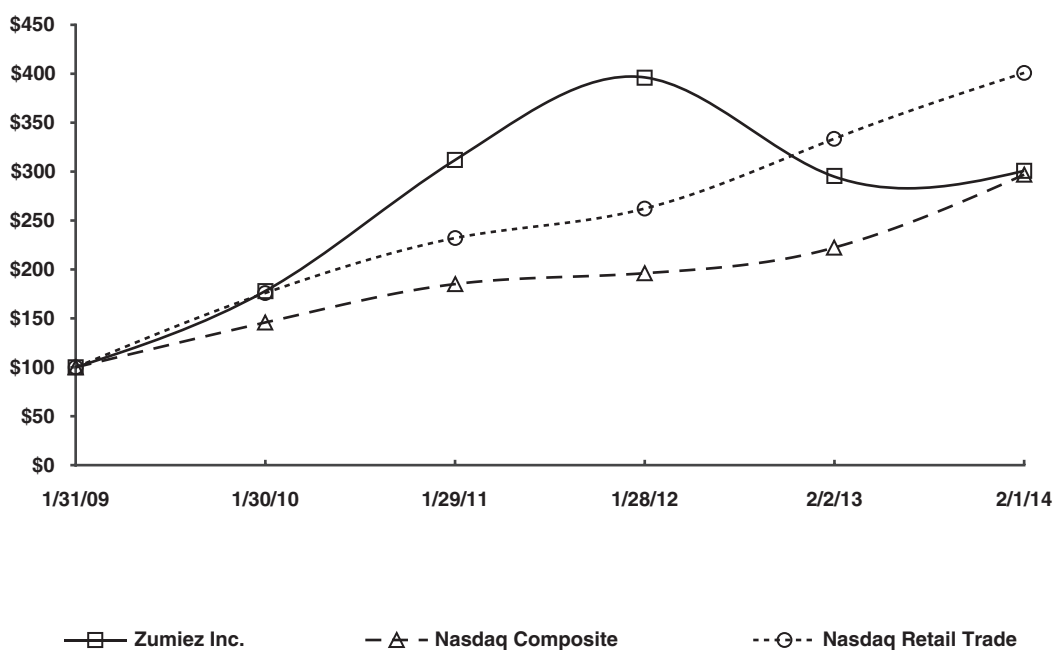
<u>Fiscal 2013</u>	<u>High</u>	<u>Low</u>
First Fiscal Quarter (February 3, 2013—May 4, 2013)	\$30.32	\$20.47
Second Fiscal Quarter (May 5, 2013—August 3, 2013)	\$33.50	\$26.67
Third Fiscal Quarter (August 4, 2013—November 2, 2013)	\$30.18	\$23.93
Fourth Fiscal Quarter (November 3, 2013—February 1, 2014)	\$30.90	\$21.01
<u>Fiscal 2012</u>	<u>High</u>	<u>Low</u>
First Fiscal Quarter (January 29, 2012—April 28, 2012)	\$38.79	\$27.66
Second Fiscal Quarter (April 29, 2012—July 28, 2012)	\$41.96	\$31.65
Third Fiscal Quarter (July 29, 2012—October 27, 2012)	\$38.57	\$24.60
Fourth Fiscal Quarter (October 28, 2012—February 2, 2013)	\$26.94	\$17.93

Performance Measurement Comparison

The following graph shows a comparison for total cumulative returns for Zumiez Inc., the Nasdaq Composite Index and the Nasdaq Retail Trade Index during the period commencing on January 31, 2009 and ending on February 1, 2014. The comparison assumes \$100 was invested on January 31, 2009 in each Zumiez, the Nasdaq Composite Index and the Nasdaq Retail Trade Index, and assumes the reinvestment of all dividends, if any. The comparison in the following graph and table is required by the SEC and is not intended to be a forecast or to be indicative of future Company common stock performance.

COMPARISON OF 5 YEAR CUMULATIVE TOTAL RETURN*

Among Zumiez Inc., the Nasdaq Composite Index,
and the Nasdaq Retail Trade Index



*\$100 invested on 1/31/09 in stock or index, including reinvestment of dividends.
Indexes calculated on month-end basis.

	<u>1/31/09</u>	<u>1/30/10</u>	<u>1/29/11</u>	<u>1/28/12</u>	<u>2/2/13</u>	<u>2/1/14</u>
Zumiez Inc.	100.00	178.04	312.03	396.22	295.24	300.98
NASDAQ Composite	100.00	145.73	185.35	196.13	222.33	296.73
NASDAQ Retail Trade	100.00	176.03	231.96	262.10	333.70	401.19

Holder of the Company's Capital Stock

We had 345 shareholders of record as of February 28, 2014.

Dividends

No cash dividends have been declared on our common stock to date nor have any decisions been made to pay a dividend in the foreseeable future. Payment of dividends is evaluated on a periodic basis.

Recent Sales of Unregistered Securities

None

Issuer Purchases of Equity Securities

The following table presents information with respect to purchases of our common stock made during the thirteen weeks ended February 1, 2014 (in thousands, except average price paid per share):

<u>Period</u>	<u>Total Number of Shares Purchased</u>	<u>Average Price Paid per Share</u>	<u>Total Number of Shares Purchased as Part of Publicly Announced Plans or Programs (1)</u>	<u>Dollar Value of Shares that May Yet be Repurchased Under the Plans or Programs (1)</u>
November 3, 2013—November 30, 2013	—	\$ —	—	\$ 12,475
December 1, 2013—January 4, 2014	103	24.24	103	27,510
January 5, 2014—February 1, 2014	<u>572</u>	22.50	<u>572</u>	14,642
Total	<u>675</u>		<u>675</u>	

- (1) The share repurchase program is conducted under authorizations made from time to time by our Board of Directors. In November 2012, we publicly announced that our Board of Directors authorized us to repurchase up to \$22.0 million of our common stock. This repurchase program was completed in December 2012. In December 2012, we publicly announced that our Board of Directors authorized us to repurchase up to an additional \$20.0 million of our common stock. On December 4, 2013, our Board of Directors superseded and replaced this program with a new \$30.0 million share repurchase program that is expected to continue through January 31, 2015, unless the time period is extended or shortened by the Board of Directors.

Item 6. SELECTED FINANCIAL DATA

The following selected consolidated financial information has been derived from our audited Consolidated Financial Statements. The data should be read in conjunction with our Consolidated Financial Statements and the notes thereto, and Management's Discussion and Analysis of Financial Condition and Results of Operations included elsewhere herein.

	Fiscal 2013 (1)	Fiscal 2012 (2)	Fiscal 2011	Fiscal 2010 (3)	Fiscal 2009 (4)
Statement of Operations Data (in thousands, except per share data):					
Net sales	\$724,337	\$669,393	\$555,874	\$478,849	\$407,603
Cost of goods sold	462,577	428,109	354,198	311,028	274,396
Gross profit	261,760	241,284	201,676	167,821	133,207
Selling, general and administrative expenses	188,918	172,742	141,444	130,454	120,472
Operating profit	72,842	68,542	60,232	37,367	12,735
Interest income, net	711	1,410	1,836	1,496	1,176
Other (expense) income, net	(1,589)	327	(379)	(8)	96
Earnings before income taxes	71,964	70,279	61,689	38,855	14,007
Provision for income taxes	26,016	28,115	24,338	14,652	4,876
Net income	<u>\$ 45,948</u>	<u>\$ 42,164</u>	<u>\$ 37,351</u>	<u>\$ 24,203</u>	<u>\$ 9,131</u>
Earnings per share:					
Basic	<u>\$ 1.54</u>	<u>\$ 1.37</u>	<u>\$ 1.22</u>	<u>\$ 0.81</u>	<u>\$ 0.31</u>
Diluted	<u>\$ 1.52</u>	<u>\$ 1.35</u>	<u>\$ 1.20</u>	<u>\$ 0.79</u>	<u>\$ 0.30</u>
Weighted average shares outstanding:					
Basic	29,810	30,742	30,527	29,971	29,499
Diluted	30,206	31,273	31,119	30,794	30,133
Balance Sheet Data (in thousands):					
Cash, cash equivalents and current marketable securities	\$117,155	\$103,172	\$172,798	\$128,801	\$108,051
Working capital (5)	168,472	146,115	197,927	155,400	133,927
Total assets	443,403	409,098	362,157	301,631	260,265
Total long-term liabilities	46,375	48,478	34,304	29,435	27,802
Total shareholders' equity	335,654	303,421	272,277	226,735	192,676
Other Financial Data (in thousands, except gross margin and operating margin):					
Gross margin (6)	36.1%	36.0%	36.3%	35.0%	32.7%
Operating margin (7)	10.1%	10.2%	10.8%	7.8%	3.1%
Capital expenditures	\$ 35,969	\$ 41,070	\$ 25,508	\$ 29,124	\$ 16,004
Depreciation, amortization and accretion	\$ 26,596	\$ 22,957	\$ 19,744	\$ 17,923	\$ 22,092
Store Data:					
Number of stores open at end of period	551	498	444	400	377
Comparable store sales (decrease) increase (8)	(0.3%)	5.0%	8.7%	11.9%	(10.0%)
Net sales per store (9) (in thousands)	\$ 1,196	\$ 1,240	\$ 1,210	\$ 1,162	\$ 1,081
Total store square footage (10) (in thousands)	1,624	1,480	1,308	1,174	1,107
Average square footage per store (11)	2,947	2,961	2,945	2,935	2,937
Net sales per square foot (12)	\$ 405	\$ 421	\$ 411	\$ 396	\$ 367

-
- (1) Included in the results for fiscal 2013 are the following charges: a) a benefit of \$2.7 million representing the correction of an error related to our calculation to account for rent expense on a straight-line basis, b) a benefit of \$2.6 million for the reversal of the previously recorded expense associated with the future incentive payments to be paid in conjunction with our acquisition of Blue Tomato, c) an expense of \$2.3 million for the amortization of intangible assets and d) an expense of \$1.3 million for a litigation settlement.
 - (2) Fiscal 2012 consisted of 53 weeks. All other fiscal years presented consisted of 52 weeks. In fiscal 2012, we acquired Blue Tomato for cash consideration of 59.5 million Euros (\$74.8 million). Additionally, included in the results for fiscal 2012 are the following charges: a) an expense of \$2.3 million associated with the future incentive payments to be paid in conjunction with our acquisition of Blue Tomato, b) an expense of \$2.2 million related to a step-up in inventory to estimated fair value in conjunction with our acquisition of Blue Tomato, c) an expense of \$2.1 million associated with the relocation of our ecommerce fulfillment center and home office, d) an expense of \$1.9 million in transaction costs incurred in conjunction with our acquisition of Blue Tomato and e) an expense of \$1.3 million for the amortization of intangible assets.
 - (3) Included in the results of fiscal 2010 are the following charges: a) an expense of \$2.4 million associated with the relocation of our distribution center and b) an expense of \$2.1 million for a litigation settlement. Additionally, we changed our estimate of the useful lives of our leasehold improvements and the effect of this change reduced depreciation expense by \$4.2 million.
 - (4) Included in the results of fiscal 2009 are the following charges: a) an expense of \$2.5 million due to the impairment of the assets of 21 stores and b) an expense of \$1.4 million for a litigation settlement.
 - (5) Working capital is defined as current assets minus current liabilities.
 - (6) Gross margin represents gross profit divided by net sales.
 - (7) Operating margin represents operating profit divided by net sales.
 - (8) See “Management’s Discussion and Analysis of Financial Condition and Results of Operations—General” for more information about how we compute comparable store sales.
 - (9) Net sales per store represents net sales, excluding ecommerce sales, for the period divided by the average number of stores open during the period. For purposes of this calculation, the average number of stores open during the period is equal to the sum of the number of stores open as of the end of each month during the fiscal year divided by the number of months in the fiscal year.
 - (10) Total store square footage includes retail selling, storage and back office space at the end of the fiscal year.
 - (11) Average square footage per store is calculated based on the total store square footage at the end of the fiscal year, including retail selling, storage and back office space, of all stores open at the end of the fiscal year.
 - (12) Net sales per square foot represents net sales, excluding ecommerce sales, for the period divided by the average square footage of stores open during the period. For purposes of this calculation, the average square footage of stores open during the period is equal to the sum of the total square footage of the stores open as of the end of each month during the fiscal year divided by the number of months in the fiscal year.

Item 7. MANAGEMENT’S DISCUSSION AND ANALYSIS OF FINANCIAL CONDITION AND RESULTS OF OPERATIONS

The following discussion and analysis of our financial condition and results of operations should be read in conjunction with our consolidated financial statements and related notes included elsewhere in this document. This discussion contains forward-looking statements that involve risks and uncertainties. Our actual results could differ materially from those anticipated in these forward-looking statements as a result of certain factors, including those discussed in “Item 1A Risk Factors.” See the cautionary note regarding forward-looking statements set forth at the beginning of Part I of the Annual Report on Form 10-K.

Fiscal 2013—A Review of This Past Year

In fiscal 2013, teen retail in general experienced a challenging sales environment, with many mall based teen retailers seeing significant sales declines. Zumiez was not immune to the declines in traffic; however, with our distinctive brand offering and diverse product selection, as well as the unique customer experience our sales associates provide, our sales results held strong relative to the teen retail sector, with comparable stores sales down slightly while product margins remained essentially flat. At the beginning of fiscal 2013, we anticipated the upcoming year would be more challenging; however, we made a decision to continue making strategic investments that we believe will reap long-term benefits.

Our primary focus in fiscal 2013 was continued investments domestically and internationally in technology and people aimed at enhancing the consumer experience across all channels our customer engages with us and to build out our infrastructure in Europe where we are in the early stages of growth after the acquisition of Blue Tomato in fiscal 2012. In North America we opened 53 stores (44 in the U.S. and nine in Canada), we upgraded the zumiez.com ecommerce platform and made progress across our omni-channel initiatives, including expanding access to our inventory in all channels. In Europe we opened six stores during fiscal 2013, doubling our store count to 12 stores at the end of fiscal 2013, and we launched blue-tomato.com on a new ecommerce platform during the year.

The following table shows net sales, operating profit and margin and diluted earnings per share growth for fiscal 2013 compared to fiscal 2012. The fiscal 2013 results include a \$2.7 million benefit for the correction of an prior year error related to our calculation to account for rent expense on a straight-line basis and a \$1.3 million expense for a litigation settlement. Charges in fiscal 2013 associated with the acquisition of Blue Tomato netted to a benefit of \$0.1 million primarily related to a \$2.6 million benefit for the reversal of the previously recorded expense associated with future incentive payments related to the transaction, offset by \$2.3 million for the amortization of intangible assets. The fiscal 2012 results include \$7.3 million in costs associated with the acquisition of Blue Tomato, including one-time acquisition costs, amortization of intangible assets and the costs associated with the future incentive payments related to the transaction, as well as \$2.1 million in charges for the relocation of our home office and ecommerce fulfillment center.

	<u>Fiscal 2013 (1)</u>	<u>Fiscal 2012 (1)</u>	<u>% Change</u>
Net sales (in thousands)	\$724,337	\$669,393	8%
Operating profit (in thousands)	\$ 72,842	\$ 68,542	6%
Operating margin	10.1%	10.2%	
Diluted earnings per share	\$ 1.52	\$ 1.35	13%

(1) Fiscal 2013 consisted of 52 weeks versus 53 weeks in fiscal 2012.

The increase in net sales was primarily driven by the net addition of 53 stores (59 new stores offset by six store closures), partially offset by the impact of one less week of sales and a 0.3% decrease in comparable store sales. The decrease in comparable stores sales was primarily driven by a decrease in transactions, partially offset by an increase in dollars per transaction. Dollars per transaction increased primarily due to an increase in units per transaction, partially offset by a decline in average unit retail. Operating margin was down slightly in fiscal 2013 compared to fiscal 2012 as a result of deleveraging the cost structure on a comparable store sales decline, including the impact of investments made in the year, and the impact of the other charges discussed above.

The results for fiscal 2013 were below our expectations and our historical growth performance; however, when viewed against the teen landscape, we are encouraged that we were able to hold comparable store sales close to flat while maintaining strong product margins. While we cannot project when the current traffic headwinds will end, we believe that our proven product strategies and differentiating shopping experience, along with the enhancements we continue to make, will result in long-term earnings growth.

Fiscal 2014—A Look At the Upcoming Year

We enter fiscal 2014 with many of the same challenges we faced throughout fiscal 2013. The teen retail sector is in the midst of a down cycle which appears to be driven by a combination of factors. With limited visibility into when these headwinds will subside, we are being cautious with our outlook for the year. Fiscal 2013 was a heavy investment year relative to our top line growth. In fiscal 2014, we do not anticipate the same rate of growth for our cost structure; however, we do plan to fund the growth and strategic initiatives that support our long-term vision. This could put pressure on our earnings in the short-term, but we believe will reap long-term benefits.

Long-term we aim to grow sales annually and grow operating profit at a faster rate than sales by focusing on our growth initiatives while managing our cost structure. Our primary growth vehicles in both our domestic and international markets are:

1. Initiatives that drive comparable store sales gains;
2. Opening high return new stores;
3. Ecommerce penetration; and
4. Omni-channel initiatives.

In fiscal 2014, we expect total sales to increase driven by the opening of approximately 55 new stores, including approximately five stores in Europe. We will make further investments in people and infrastructure in fiscal 2014, building on the progress we have made through fiscal 2013, primarily focused on the development of our omni-channel sales strategies and our international growth. We anticipate inventory levels per square foot to be flat or grow slightly. We expect our cash, short-term investments and working capital to increase, and do not anticipate any new borrowings during the year.

General

Net sales constitute gross sales (net of actual and estimated returns and deductions for promotions) and shipping revenue. Net sales include our in-store sales and our ecommerce sales. Net sales are allocated between in-store and ecommerce based on the location where the sale is fulfilled, which does not always represent where the customer originated the sale. We record the sale of gift cards as a current liability and recognize revenue when a customer redeems a gift card. Additionally, the portion of gift cards that will not be redeemed (“gift card breakage”) is recognized in net sales after 24 months, at which time the likelihood of redemption is considered remote based on our historical redemption data.

We report “comparable store sales” based on net sales beginning on the first anniversary of the first day of operation of a new store or ecommerce business. We operate a sales strategy that integrates our stores with our ecommerce platform. There is significant interaction between our in-store sales and our ecommerce sales channels and we believe that they are utilized in tandem to serve our customers. Therefore, our comparable store sales also include our ecommerce sales. Changes in our comparable store sales between two periods are based on net sales of in-store or ecommerce businesses which were in operation during both of the two periods being compared and, if an in-store or ecommerce business is included in the calculation of comparable store sales for only a portion of one of the two periods being compared, then that in-store or ecommerce business is included in the calculation for only the comparable portion of the other period. Any change in square footage of an existing comparable store, including remodels and relocations, does not eliminate that store from inclusion in the calculation of comparable store sales. Any store or ecommerce business that we acquire will be included in the calculation of comparable store sales after the first anniversary of the acquisition date. As such, Blue Tomato results are included in the calculation of comparable store sales beginning in July 2013. Current year foreign exchange rates are applied to both current year and prior year comparable store sales to achieve a consistent basis for comparison. There may be variations in the way in which some of our competitors and other apparel retailers calculate comparable or same store sales. As a result, data herein regarding our comparable store sales may not be comparable to similar data made available by our competitors or other retailers.

Cost of goods sold consists of branded merchandise costs and our private label merchandise costs including design, sourcing, importing and inbound freight costs. Our cost of goods sold also includes shrinkage, buying, occupancy, ecommerce fulfillment, distribution and warehousing costs (including associated depreciation) and freight costs for store merchandise transfers. This may not be comparable to the way in which our competitors or other retailers compute their cost of goods sold. Cash consideration received from vendors is reported as a reduction of cost of goods sold if the inventory has sold, a reduction of the carrying value of the inventory if the inventory is still on hand, or a reduction of selling, general and administrative expense if the amounts are reimbursements of specific, incremental and identifiable costs of selling the vendors' products.

With respect to the freight component of our ecommerce sales, amounts billed to our customers are included in net sales and the related freight cost is charged to cost of goods sold.

Selling, general and administrative expenses consist primarily of store personnel wages and benefits, administrative staff and infrastructure expenses, freight costs for merchandise shipments from the distribution centers to the stores, store supplies, depreciation on fixed assets at our home office and stores, facility expenses, training expenses and advertising and marketing costs. Credit card fees, insurance, public company expenses, legal expenses, amortization of intangibles and other miscellaneous operating costs are also included in selling, general and administrative expenses. This may not be comparable to the way in which our competitors or other retailers compute their selling, general and administrative expenses.

Key Performance Indicators

Our management evaluates the following items, which we consider key performance indicators, in assessing our performance:

Comparable store sales. As previously described in detail under the caption "General," comparable store sales provide a measure of sales growth for stores and ecommerce businesses open at least one year over the comparable prior year period.

We consider comparable store sales to be an important indicator of our current performance. Comparable store sales results are important to achieve leveraging of our costs, including store payroll and store occupancy. Comparable store sales also have a direct impact on our total net sales, operating profit, cash and working capital.

Gross profit. Gross profit measures whether we are optimizing the price and inventory levels of our merchandise. Gross profit is the difference between net sales and cost of goods sold. Any inability to obtain acceptable levels of initial markups or any significant increase in our use of markdowns could have an adverse effect on our gross profit and results of operations.

Operating profit. We view operating profit as a key indicator of our success. Operating profit is the difference between gross profit and selling, general and administrative expenses. The key drivers of operating profit are comparable store sales, gross profit, our ability to control selling, general and administrative expenses and our level of capital expenditures affecting depreciation expense.

Results of Operations

The following table presents selected items on the consolidated statements of income as a percent of net sales:

	<u>Fiscal 2013</u>	<u>Fiscal 2012</u>	<u>Fiscal 2011</u>
Net sales	100.0%	100.0%	100.0%
Cost of goods sold	<u>63.9%</u>	<u>64.0%</u>	<u>63.7%</u>
Gross profit	36.1%	36.0%	36.3%
Selling, general and administrative expenses	<u>26.0%</u>	<u>25.8%</u>	<u>25.5%</u>
Operating profit	10.1%	10.2%	10.8%
Interest and other (expenses)/income, net	<u>(0.2%)</u>	<u>0.3%</u>	<u>0.3%</u>
Earnings before income taxes	9.9%	10.5%	11.1%
Provision for income taxes	<u>3.6%</u>	<u>4.2%</u>	<u>4.4%</u>
Net income	<u><u>6.3%</u></u>	<u><u>6.3%</u></u>	<u><u>6.7%</u></u>

Fiscal 2013 Results Compared With Fiscal 2012

Net Sales

Fiscal 2013 had 52 weeks versus 53 weeks in fiscal 2012. Net sales numbers for fiscal 2012 include an additional week and fiscal 2013 comparable stores sales are compared to the comparable store sales for the 52 weeks ended February 2, 2013. Net sales were \$724.3 million for fiscal 2013 compared to \$669.4 million for fiscal 2012, an increase of \$54.9 million or 8.2%. The increase reflected the net addition of 53 stores (59 new stores offset by six store closures) and Blue Tomato sales during fiscal 2013 that were not comparable to the prior year, partially offset by the impact of the 53rd week included in fiscal 2012 results and a comparable store sales decrease of 0.3% for fiscal 2013.

The 0.3% decrease in comparable store sales was a result of a 1.0% decrease for our comparable in-store sales, partially offset by a 5.4% increase for our comparable ecommerce sales. Total ecommerce sales represented 12.3% of sales for fiscal 2013, compared to 11.2% of sales for fiscal 2012, increasing due to Blue Tomato ecommerce sales that were not comparable to the prior year and the growth in comparable ecommerce sales mentioned above. The decrease in comparable stores sales was primarily driven by a decline in comparable store transactions, partially offset by an increase in dollars per transaction. Dollars per transaction increased due to an increase in units per transaction, partially offset by a decrease in average unit retail. Comparable store sales decreases in men's apparel, footwear and boy's apparel were partially offset by comparable store sales increases in junior's apparel, hardgoods and accessories. For information as to how we define comparable store sales, see "General" above.

Gross Profit

Gross profit was \$261.8 million for fiscal 2013 compared to \$241.3 million for fiscal 2012, an increase of \$20.5 million, or 8.5%. As a percentage of net sales, gross profit increased 10 basis points in fiscal 2013 to 36.1%. The increase was primarily driven by a 40 basis points benefit due to prior year costs related to a step-up in inventory to estimated fair value in conjunction with our acquisition of Blue Tomato and a 40 basis points impact of the correction of an error related to our calculation to account for rent expense on a straight-line basis. These increases were partially offset by a 50 basis points impact due to the deleveraging of our store occupancy costs and a 50 basis points impact of the increase in ecommerce related costs due to ecommerce sales increasing as a percent of total sales.

Selling, General and Administrative Expenses

Selling, general and administrative (“SG&A”) expenses were \$188.9 million for fiscal 2013 compared to \$172.7 million for fiscal 2012, an increase of \$16.2 million, or 9.4%. SG&A expenses as a percent of net sales increased by 20 basis points in fiscal 2013 to 26.0%. The increase was primarily driven by a 60 basis points impact of the increase in ecommerce corporate costs due to the growth and investments in our ecommerce business as a percent of total sales, a 40 basis points impact due to the deleveraging of our store operating expenses, a 20 basis points impact due to the deleveraging of our corporate costs and a 20 basis points impact of a litigation settlement charge incurred in fiscal 2013. These increases were partially offset by a 70 basis points impact of the reversal of the previously recorded expense associated with the future incentive payments to be paid in conjunction with our acquisition of Blue Tomato, a 30 basis points benefit due to prior year costs related to transaction costs incurred in conjunction with our acquisition of Blue Tomato and a 20 basis point impact due to a decrease in incentive compensation.

Net Income

Net income for fiscal 2013 was \$45.9 million, or \$1.52 per diluted share, compared with net income of \$42.2 million, or \$1.35 per diluted share, for fiscal 2012. Our effective income tax rate for fiscal 2013 was 36.1% compared to 40.0% for fiscal 2012. The decrease in the effective tax rate for fiscal 2013 compared to fiscal 2012 was primarily due to the impact of non-taxable acquisition related expenses incurred in fiscal 2012, the release of valuation allowance related to net operating losses and other deferred tax assets of foreign subsidiaries and a reduction of state and local income taxes.

Fiscal 2012 Results Compared With Fiscal 2011

Net Sales

Fiscal 2012 had 53 weeks versus 52 weeks in fiscal 2011. Net sales for the year include an additional week and fiscal 2012 comparable stores sales are compared to the comparable store sales for the 53 weeks ended February 4, 2012. Net sales were \$669.4 million for fiscal 2012 compared to \$555.9 million for fiscal 2011, an increase of \$113.5 million or 20.4%. The increase reflected a comparable store sales increase of 5.0% for fiscal 2012 as well as the net addition of 54 stores (59 new or acquired stores offset by five store closures), which includes the acquisition of Blue Tomato during the second quarter of fiscal 2012. Included in the results for fiscal 2012 were \$28.3 million in net sales of Blue Tomato.

The 5.0% increase in comparable store sales was a result of a 2.9% increase for our comparable in-store sales and a 31.8% increase for our comparable ecommerce sales. Total ecommerce sales represented 11.2% of sales for fiscal 2012, compared to 7.3% of sales for fiscal 2011, and this increase was driven by the growth in comparable ecommerce sales mentioned above and our Blue Tomato acquisition. The increase in comparable stores sales was primarily driven by an increase in dollars per transaction, partially offset by a decline in comparable store transactions. Dollars per transaction increased due to an increase in average unit retail, partially offset by a decrease in units per transaction. Comparable store sales increases in men’s apparel, junior’s apparel, footwear and hardgoods were partially offset by comparable store sales decreases in accessories and boy’s apparel. For information as to how we define comparable store sales, see “General” above.

Gross Profit

Gross profit was \$241.3 million for fiscal 2012 compared to \$201.7 million for fiscal 2011, an increase of \$39.6 million, or 19.6%. As a percentage of net sales, gross profit decreased 30 basis points in fiscal 2012 to 36.0%. The decrease was primarily due to an 80 basis points increase in ecommerce fulfillment and ecommerce shipping expenses due to ecommerce sales increasing as a percentage of total sales and a 30 basis points impact of a \$2.2 million charge recorded during fiscal 2012 related to a step-up in inventory to estimated fair value in

conjunction with our acquisition of Blue Tomato. These decreases were partially offset by a 70 basis points impact from leveraging our store occupancy costs on a 20.4% net sales increase and 30 basis points in distribution center efficiencies.

Selling, General and Administrative Expenses

SG&A expenses were \$172.7 million for fiscal 2012 compared to \$141.4 million for fiscal 2011, an increase of \$31.3 million, or 22.1%. SG&A expenses as a percent of net sales increased by 30 basis points in fiscal 2012 to 25.8%. The increase was primarily due to a 60 basis points increase in ecommerce corporate costs due to the growth in our ecommerce business, a 30 basis points impact of a \$2.3 million charge incurred during fiscal 2012 related to the estimated future incentive payments to be paid in conjunction with our acquisition of Blue Tomato, a 30 basis points impact of the \$1.9 million in transaction costs incurred during fiscal 2012 in conjunction with our acquisition of Blue Tomato and a 20 basis points impact of \$1.3 million in amortization of intangible assets acquired as part of our Blue Tomato acquisition. These increases were partially offset by 90 basis points in store operating efficiencies and a 30 basis points decrease in incentive compensation.

Net Income

Net income for fiscal 2012 was \$42.2 million, or \$1.35 per diluted share, compared with net income of \$37.4 million, or \$1.20 per diluted share, for fiscal 2011. Our effective income tax rate for fiscal 2012 was 40.0% compared to 39.5% for fiscal 2011. Our effective tax rate for fiscal 2012 was adversely impacted by the tax effects of the acquisition of Blue Tomato.

Seasonality and Quarterly Results

As is the case with many retailers of apparel and related merchandise, our business is subject to seasonal influences. As a result, we have historically experienced, and expect to continue to experience, seasonal and quarterly fluctuations in our net sales and operating results. Our net sales and operating results are typically lower in the first and second quarters of our fiscal year, while the back-to-school and winter holiday periods in our third and fourth fiscal quarters historically have accounted for the largest percentage of our annual net sales. Quarterly results of operations may also fluctuate significantly as a result of a variety of factors, including the timing of store openings and the relative proportion of our new stores to mature stores, fashion trends and changes in consumer preferences, calendar shifts of holiday or seasonal periods, changes in merchandise mix, timing of promotional events, general economic conditions, competition and weather conditions.

The following table sets forth selected unaudited quarterly consolidated statements of income data. The unaudited quarterly information has been prepared on a basis consistent with the audited consolidated financial statements included elsewhere herein and includes all adjustments that we consider necessary for a fair presentation of the information shown. This information should be read in conjunction with our audited consolidated financial statements and the notes thereto. The operating results for any fiscal quarter are not indicative of the operating results for a full fiscal year or for any future period and there can be no assurance that any trend reflected in such results will continue in the future.

	Fiscal 2013 (1)			
	First Quarter	Second Quarter	Third Quarter	Fourth Quarter (2)
	(in thousands, except stores and per share data)			
Net sales	\$148,496	\$157,858	\$191,145	\$226,838
Gross profit	\$ 47,972	\$ 55,120	\$ 70,789	\$ 87,879
Operating profit	\$ 4,029	\$ 7,835	\$ 20,678	\$ 40,300
Net income	\$ 2,498	\$ 4,739	\$ 11,860	\$ 26,851
Basic earnings per share	\$ 0.08	\$ 0.16	\$ 0.40	\$ 0.90
Diluted earnings per share	\$ 0.08	\$ 0.16	\$ 0.39	\$ 0.89
Number of stores open at the end of the period	503	529	548	551
Comparable store sales (decrease) increase	(0.7%)	0.9%	1.5%	(2.2%)

	Fiscal 2012 (3)			
	First Quarter	Second Quarter	Third Quarter	Fourth Quarter
	(in thousands, except stores and per share data)			
Net sales	\$129,899	\$135,066	\$180,023	\$224,405
Gross profit	\$ 42,101	\$ 46,425	\$ 67,075	\$ 85,683
Operating profit	\$ 7,262	\$ 3,778	\$ 21,401	\$ 36,101
Net income	\$ 4,527	\$ 2,086	\$ 12,667	\$ 22,884
Basic earnings per share	\$ 0.15	\$ 0.07	\$ 0.41	\$ 0.75
Diluted earnings per share	\$ 0.14	\$ 0.07	\$ 0.40	\$ 0.74
Number of stores open at the end of the period	455	477	493	498
Comparable store sales increase (decrease)	12.9%	9.5%	3.7%	(1.0%)

- (1) All quarters in fiscal 2013 are 13 week periods ended May 4, 2013, August 3, 2013, November 2, 2013 and February 1, 2014.
- (2) Included in the results for the fourth quarter of fiscal 2013 are the following: a) a benefit of \$5.8 million, of which \$2.6 million related to prior fiscal years, for the reversal of the previously recorded expense associated with the future incentive payments to be paid in conjunction with our acquisition of Blue Tomato and b) a benefit of \$3.3 million, of which \$2.7 million related to prior fiscal years, representing the correction of an error related to our calculation to account for rent expense on a straight-line basis.
- (3) The quarters in fiscal 2012 are 13 week periods ended April 28, 2012, July 28, 2012 and October 27, 2012 and a 14 week period ended February 2, 2013.

Liquidity and Capital Resources

Our primary uses of cash are for operational expenditures, inventory purchases and capital investments, including new stores, store remodels, store relocations, store fixtures and ongoing infrastructure improvements. Additionally, we may use cash for the repurchase of our common stock. Historically, our main source of liquidity has been cash flows from operations.

The significant components of our working capital are inventories and liquid assets such as cash, cash equivalents, current marketable securities and receivables, reduced by accounts payable and accrued expenses. Our working capital position benefits from the fact that we generally collect cash from sales to customers the same day or within several days of the related sale, while we typically have longer payment terms with our vendors.

At February 1, 2014 and February 2, 2013, cash, cash equivalents and current marketable securities were \$117.2 million and \$103.2 million. Working capital, the excess of current assets over current liabilities, was \$168.5 million at the end of fiscal 2013, an increase of 15.3% from \$146.1 million at the end of fiscal 2012. The increase in cash, cash equivalents and current marketable securities and working capital in fiscal 2013 were due primarily to cash provided by operating activities of \$66.9 million, partially offset by capital expenditures of \$36.0 million due primarily to the opening of 59 new stores in fiscal 2013 and the \$17.6 million repurchase of common stock.

The following table summarizes our cash flows from operating, investing and financing activities (in thousands):

	<u>Fiscal 2013</u>	<u>Fiscal 2012</u>	<u>Fiscal 2011</u>
Total cash provided by (used in)			
Operating activities	\$ 66,894	\$ 66,225	\$ 68,065
Investing activities	(49,619)	(41,079)	(68,074)
Financing activities	(15,233)	(22,519)	3,415
Effect of exchange rate changes on cash and cash equivalents	13	173	16
Increase in cash and cash equivalents	<u>\$ 2,055</u>	<u>\$ 2,800</u>	<u>\$ 3,422</u>

Operating Activities

Net cash provided by operating activities increased by \$0.7 million in fiscal 2013 to \$66.9 million from \$66.2 million in fiscal 2012. Net cash provided by operating activities decreased by \$1.9 million in fiscal 2012 to \$66.2 million from \$68.1 million in fiscal 2011. Our operating cash flows result primarily from cash received from our customers, offset by cash payments we make for inventory, employee compensation, store occupancy expenses and other operational expenditures. Cash received from our customers generally corresponds to our net sales. Because our customers primarily use credit cards or cash to buy from us, our receivables from customers settle quickly. Changes to our operating cash flows have historically been driven primarily by changes in operating income, which is impacted by changes to non-cash items such as depreciation, amortization and accretion, deferred taxes, excess tax benefit from stock-based compensation and changes to the components of working capital.

Investing Activities

Net cash used in investing activities was \$49.6 million in fiscal 2013 related to \$36.0 million of capital expenditures primarily for new store openings and existing store remodels or relocations and \$13.6 million in net purchases of marketable securities. Net cash used in investing activities was \$41.1 million in fiscal 2012 primarily related to \$69.7 million cash paid (net of cash acquired) for the acquisition of Blue Tomato and \$41.1 million of capital expenditures primarily for new store openings, existing store remodels or relocations and the construction of our new home office building in Lynnwood, Washington, partially offset by \$70.7 million in net sales of marketable securities. Net cash used in investing activities was \$68.1 million in fiscal 2011 related to net purchases of marketable securities of \$42.6 million and capital expenditures of \$25.5 million for new store openings and existing store remodels or relocations.

Financing Activities

Net cash used in financing activities in fiscal 2013 was \$15.2 million, primarily related to \$17.6 million cash paid for repurchase of common stock, partially offset by proceeds from stock-based compensation exercises and related tax benefits of \$2.6 million. Net cash used in financing activities in fiscal 2012 was \$22.5 million, primarily related to \$25.2 million cash paid for the repurchase of common stock, partially offset by proceeds from stock-based compensation exercises and related tax benefits of \$3.0 million. Net cash provided by financing activities in fiscal 2011 was \$3.4 million related to proceeds from stock-based compensation exercises and related tax benefits.

Sources of Liquidity

Our most significant sources of liquidity continue to be funds generated by operating activities and available cash, cash equivalents and current marketable securities. We expect these sources of liquidity and available borrowings under our revolving credit facility will be sufficient to meet our foreseeable cash requirements for operations and planned capital expenditures for at least the next twelve months. Beyond this time frame, if cash flows from operations are not sufficient to meet our capital requirements, then we will be required to obtain additional equity or debt financing in the future. However, there can be no assurance that equity or debt financing will be available to us when we need it or, if available, that the terms will be satisfactory to us and not dilutive to our then-current shareholders.

We maintain a secured credit agreement with Wells Fargo Bank, N.A., which provides us with a secured revolving credit facility until September 1, 2014 of up to \$25.0 million, which, pursuant to an accordion feature, may be increased to \$35.0 million at our discretion. The secured revolving credit facility provides for the issuance of a standby letter of credit in an amount not to exceed \$5.0 million outstanding at any time and with a term not to exceed 365 days. The commercial line of credit provides for the issuance of a commercial letter of credit in an amount not to exceed \$10.0 million and with terms not to exceed 120 days. The amount of borrowings available at any time under our secured revolving credit facility is reduced by the amount of standby and commercial letters of credit outstanding at that time. There were no outstanding borrowings under the secured revolving credit facility at February 1, 2014 and February 2, 2013. We had open commercial letters of credit outstanding under our secured revolving credit facility of \$0.3 million at February 1, 2014 and \$0.2 million at February 2, 2013. The secured revolving credit facility bears interest at the Daily Three Month LIBOR rate plus 1.00%.

Additionally, we have revolving lines of credit of up to 9.0 million Euro and other long-term debt, the proceeds of which are used to fund certain international operations. There were no outstanding borrowings under these revolving lines of credit at February 1, 2014 and February 2, 2013. The amount of borrowings under the other long-term debt was \$1.9 million and \$2.3 million at February 1, 2014 and February 2, 2013.

Capital Expenditures

Our capital requirements include construction and fixture costs related to the opening of new stores and remodel and relocation expenditures for existing stores. Future capital requirements will depend on many factors, including the pace of new store openings, the availability of suitable locations for new stores and the nature of arrangements negotiated with landlords. In that regard, our net investment to open a new store has varied significantly in the past due to a number of factors, including the geographic location and size of the new store, and is likely to vary significantly in the future.

During fiscal 2013, we spent \$36.0 million on capital expenditures, which consisted of \$30.2 million of costs related to investment in 59 new stores and 13 remodeled or relocated stores, \$3.1 million associated with improvements to our websites and \$2.7 million in other improvements.

During fiscal 2012, we spent \$41.1 million on capital expenditures, which consisted of \$28.7 million of costs related to investment in 53 new stores and 19 remodeled or relocated stores, \$9.8 million of costs associated with the construction of our new home office building in Lynnwood, Washington and \$2.6 million in other improvements.

During fiscal 2011, we spent \$25.5 million on capital expenditures, which consisted of \$21.2 million of costs related to investment in 45 new stores and 11 remodeled or relocated stores, \$2.4 million of costs associated with the construction of our new home office building in Lynnwood, Washington and \$1.9 million in other improvements.

In fiscal 2014, we expect to spend approximately \$37 million to \$39 million on capital expenditures, a majority of which will relate to leasehold improvements and fixtures for the approximately 55 new stores we plan to open in fiscal 2014 and remodels or relocations of existing stores. There can be no assurance that the number of stores that we actually open in fiscal 2014 will not be different from the number of stores we plan to open, or that actual fiscal 2014 capital expenditures will not differ from this expected amount.

Critical Accounting Estimates

Our consolidated financial statements are prepared in accordance with U.S. GAAP. In connection with the preparation of our consolidated financial statements, we are required to make assumptions and estimates about future events, and apply judgments that affect the reported amounts of assets, liabilities, revenue, expenses and the related disclosures. We base our assumptions, estimates and judgments on historical experience, current trends and other factors that we believe to be relevant at the time our consolidated financial statements are prepared. On a regular basis, we review the accounting policies, assumptions, estimates and judgments to ensure that our consolidated financial statements are presented fairly and in accordance with U.S. GAAP. However, because future events and their effects cannot be determined with certainty, actual results could differ from our assumptions and estimates, and such differences could be material.

Our significant accounting policies are discussed in Note 2, “Summary of Significant Accounting Policies,” in the Notes to Consolidated Financial Statements found in Part IV Item 15 of this Form 10-K. We believe that the following accounting estimates are the most critical to aid in fully understanding and evaluating our reported financial results, and they require our most difficult, subjective or complex judgments, resulting from the need to make estimates about the effect of matters that are inherently uncertain.

Description	Judgments and Uncertainties	Effect If Actual Results Differ From Assumptions
<i>Valuation of Merchandise Inventories</i>		
<p>We value our inventory at the lower of cost or fair market value through the establishment of write-down and inventory loss reserves.</p> <p>Our write-down reserve represents the excess of the carrying value over the amount we expect to realize from the ultimate sales or other disposal of the inventory. Write-downs establish a new cost basis for our inventory. Subsequent changes in facts or circumstances do not result in the restoration of previously recorded write-downs or an increase in that newly established cost basis.</p> <p>Our inventory loss reserve represents anticipated physical inventory losses (“shrinkage reserve”) that have occurred since the last physical inventory.</p>	<p>Our write-down reserve contains uncertainties because the calculation requires management to make assumptions based on the current rate of sales, the age and profitability of inventory and other factors.</p> <p>Our shrinkage reserve contains uncertainties because the calculation requires management to make assumptions and to apply judgment regarding a number of factors, including historical percentages that can be affected by changes in merchandise mix and changes in actual shrinkage trends.</p>	<p>We have not made any material changes in the accounting methodology used to calculate our write-down and shrinkage reserves in the past three fiscal years. We do not believe there is a reasonable likelihood that there will be a material change in the future estimates or assumptions we use to calculate our inventory reserves. However, if actual results are not consistent with our estimates and assumptions, we may be exposed to losses or gains that could be material.</p> <p>A 10% decrease in ultimate sales price at February 1, 2014 would have decreased net income by \$0.1 million in fiscal 2013.</p> <p>A 10% increase in actual physical inventory shrinkage reserved at February 1, 2014 would have decreased net income by \$0.2 million in fiscal 2013.</p>
<i>Fixed Assets</i>		
<p>We review the carrying value of our fixed assets for impairment whenever events or changes in circumstances indicate that the carrying value of such asset may not be recoverable.</p> <p>Recoverability of assets to be held and used is determined by a comparison of the carrying amount of an asset to future undiscounted net cash flows expected to be generated by the asset. If such assets are considered impaired, the impairment recognized is measured by comparing the projected discounted cash flow of the asset to the asset carrying value. Declines in projected cash flow of the assets could result in impairment.</p> <p>The actual economic lives of our fixed assets may be different from our estimated useful lives, thereby resulting in a different carrying value. These evaluations could result in a change in the depreciable lives of these assets and therefore our depreciation expense in future periods.</p>	<p>Our impairment loss calculations contain uncertainties because they require management to make assumptions and to apply judgment to estimate future cash flows and asset fair values, including forecasting future sales, gross profit and operating expenses.</p> <p>Our fixed assets accounting methodology contains uncertainties because it requires management to make estimates with respect to the useful lives of our fixed assets that we believe are reasonable.</p>	<p>We do not believe there is a reasonable likelihood that there will be a material change in the estimates or assumptions we use to calculate fixed asset impairment losses. However, if actual results are not consistent with our estimates and assumptions, our operating results could be adversely affected.</p> <p>Although management believes that the current useful life estimates assigned to our fixed assets are reasonable, factors could cause us to change our estimates, thus affecting the future calculation of depreciation.</p>

Description	Judgments and Uncertainties	Effect If Actual Results Differ From Assumptions
Revenue Recognition	Our revenue recognition accounting methodology contains uncertainties because it requires management to make assumptions regarding future sales returns and the amount and timing of gift cards projected to be redeemed by gift card recipients. Our estimate of the amount and timing of sales returns and gift cards to be redeemed is based primarily on historical transaction experience.	We have not made any material changes in the accounting methodology used to measure future sales returns or recognize revenue for our gift card program in the past three fiscal years. We do not believe there is a reasonable likelihood that there will be a material change in the future estimates or assumptions we use to recognize revenue. However, if actual results are not consistent with our estimates or assumptions, we may be exposed to losses or gains that could be material. A 10% increase in our sales return reserve at February 1, 2014 would have decreased net income by \$0.1 million in fiscal 2013. A 10% increase in our unredeemed gift card breakage life at February 1, 2014 would have decreased net income by \$0.4 million in fiscal 2013.
Stock-Based Compensation	The calculation of stock-based compensation expense requires management to make assumptions and to apply judgment to estimate the number of stock awards that will ultimately vest and to determine the fair value of our stock option awards. These assumptions and judgments include estimating future employee turnover rates and the inputs to the Black-Scholes option pricing model, including expected term. Changes in these assumptions can materially affect our stock-based compensation expense.	We do not believe there is a reasonable likelihood there will be a material change in the future estimates or assumptions we use to determine stock-based compensation expense. However, if actual results are not consistent with our estimates or assumptions, we may be exposed to changes in stock-based compensation expense that could be material.

Description	Judgments and Uncertainties	Effect If Actual Results Differ From Assumptions
<p><i>Accounting for Income Taxes</i></p> <p>As part of the process of preparing the consolidated financial statements, income taxes are estimated for each of the jurisdictions in which we operate. This process involves estimating actual current tax exposure together with assessing temporary differences resulting from differing treatment of items for tax and accounting purposes. These differences result in deferred tax assets and liabilities, which are included on the consolidated balance sheets. Valuation allowances may be established when necessary to reduce deferred tax assets to the amount expected to be realized.</p> <p>We regularly evaluate the likelihood of realizing the benefit for income tax positions we have taken in various federal, state and foreign filings by considering all relevant facts, circumstances and information available to us. If we believe it is more likely than not that our position will be sustained, we recognize a benefit at the largest amount that we believe is cumulatively greater than 50% likely to be realized.</p> <p><i>Accounting for Contingencies</i></p> <p>We are subject to various claims and contingencies related to lawsuits, insurance, regulatory and other matters arising out of the normal course of business. We accrue a liability if the likelihood of an adverse outcome is probable and the amount is estimable. If the likelihood of an adverse outcome is only reasonably possible (as opposed to probable), or if an estimate is not determinable, we provide disclosure of a material claim or contingency in the Notes to the Consolidated Financial Statements.</p>	<p>Significant judgment is required in evaluating our tax positions and determining our provision for income taxes. During the ordinary course of business, there are many transactions and calculations for which the ultimate tax determination is uncertain. For example, our effective tax rates could be adversely affected by earnings being lower than anticipated in jurisdictions where we have lower statutory rates and higher than anticipated in jurisdictions where we have higher statutory rates, by changes in the valuation of our deferred tax assets and liabilities or by changes in the relevant tax, accounting and other laws, regulations, principles and interpretations.</p> <p>Unrecognized tax benefits require significant management judgment regarding applicable statutes and their related interpretation and our particular facts and circumstances.</p> <p>Significant judgment is required in evaluating our claims and contingencies, including determining the probability that a liability has been incurred and whether such liability is reasonably estimable. The estimated accruals for claims and contingencies are made based on the best information available, which can be highly subjective.</p>	<p>Although management believes that the income tax related judgments and estimates are reasonable, actual results could differ and we may be exposed to losses or gains that could be material.</p> <p>Upon income tax audit, any unfavorable tax settlement generally would require use of our cash and may result in an increase in our effective income tax rate in the period of resolution. A favorable tax settlement may be recognized as a reduction in our effective income tax rate in the period of resolution.</p> <p>Although management believes that the contingency related judgments and estimates are reasonable, our accrual for claims and contingencies could fluctuate as additional information becomes known, thereby creating variability in our results of operations from period to period. Additionally, actual results could differ and we may be exposed to losses or gains that could be material.</p>

Description	Judgments and Uncertainties	Effect If Actual Results Differ From Assumptions
<p><i>Goodwill and Other Indefinite-lived Intangible Assets</i></p> <p>We test goodwill and other indefinite-lived intangible assets for impairment on an annual basis, or as indicators of impairment are present.</p> <p>We have an option to first assess qualitative factors for our goodwill impairment analysis to determine whether it is necessary to perform the quantitative test based on whether it is more likely than not that the fair value of a reporting unit is less than its carrying amount. If we choose not to perform the qualitative test, or we determine that it is more likely than not that the fair value of the reporting unit is less than the carrying amount, we perform a quantitative two-step impairment test.</p> <p>We test our indefinite-lived assets by estimating the fair value of the asset and comparing that to the carrying value, an impairment loss is recorded for the amount that carrying value exceeds the estimated fair value. The fair value of the trade names and trademarks is determined using the relief from royalty method, which requires management to make assumptions and to apply judgment, including forecasting future sales, expenses, discount rates and royalty rates.</p> <p><i>Future Incentive Payments</i></p> <p>In conjunction with our acquisition of Blue Tomato in fiscal 2012, there is the possibility of future incentive payments to the sellers and certain employees of Blue Tomato in an aggregate amount of up to 22.1 million Euros (\$29.9 million, using the exchange rate as of February 1, 2014) to the extent that certain financial metrics are met for the fiscal year ending April 30, 2015 and the sellers and certain employees remain employed with Blue Tomato through April 30, 2015. Of the 22.1 million Euros future incentive payments, 17.1 million Euros (\$23.1 million) is payable in cash, while 5.0 million Euros (\$6.8 million) is payable in shares of our common stock. We estimate future incentive payments based on internal projections of future Blue Tomato financial performance.</p>	<p>Our goodwill and other indefinite-lived intangible assets impairment loss calculations contain uncertainties because they require management to make assumptions in the qualitative assessment of relevant events and circumstances and estimating the fair value of our reporting units and indefinite-lived intangible assets, including estimating future cash flows and other inputs. These calculations contain uncertainties because they require management to make assumptions and to apply judgment to estimate economic factors and the profitability of future business operations and if necessary, the fair value of a reporting units' assets and liabilities. Further, our ability to realize the future cash flows used in our fair value calculations is affected by factors such as changes in economic conditions, changes in our operating performance and changes in our business strategies.</p> <p>Our future incentive payments calculation contains uncertainties because it requires management to make assumptions and to apply judgment to estimate future Blue Tomato performance, including forecasting future sales, gross profit, operating expenses, number of new stores and capital expenditures.</p>	<p>We do not believe there is a reasonable likelihood that there will be a material change in the future estimates or assumptions we use to test for impairment losses on goodwill. Based on the results of our annual impairment test for goodwill and other indefinite-lived intangible assets, no impairment was recorded. We believe based on our assessment discussed above our goodwill and other indefinite-lived intangible assets are not at risk of impairment. However, if actual results are not consistent with our estimates or assumptions or there are significant changes in any of these estimates, projections and assumptions could have a material effect of the fair value of these assets in future measurement periods and result in an impairment which could materially affect our results of operations.</p> <p>At February 1, 2014, we estimated that we will not be obligated for future incentive payments. Although management believes that the judgments and estimates related to the future incentive payments are reasonable, actual results could differ and we may be required to recognize additional expense related to the future incentive payments.</p>

Contractual Obligations and Commercial Commitments

There were no material changes outside the ordinary course of business in our contractual obligations during fiscal 2013. The following table summarizes the total amount of future payments due under our contractual obligations at February 1, 2014 (in thousands):

	Total	Fiscal 2014	Fiscal 2015 and Fiscal 2016	Fiscal 2017 and Fiscal 2018	Thereafter
Operating lease obligations (1) . . .	\$353,815	\$ 53,295	\$102,308	\$83,231	\$114,981
Purchase obligations (2)	132,587	132,587	—	—	—
Long-term debt obligations (3) . . .	2,048	355	636	496	561
Total (4)	<u>\$488,450</u>	<u>\$186,237</u>	<u>\$102,944</u>	<u>\$83,727</u>	<u>\$115,542</u>

- (1) Amounts do not include contingent rent and real estate taxes, insurance, common area maintenance charges and other executory costs obligations. See Note 10, “Commitments and Contingencies,” in the Notes to Consolidated Financial Statements found in Part IV Item 15 of the Form 10-K, for additional information related to our operating leases.
- (2) We have an option to cancel these commitments with no notice prior to shipment, except for certain private label purchase orders in which we are obligated to repay contractual amounts upon cancellation.
- (3) Amounts include long-term debt principal and scheduled interest payments.
- (4) The table above excludes the potential future incentive payments to the sellers and certain employees of Blue Tomato in an aggregate amount of up to 22.1 million Euros (\$29.9 million, using the exchange rate as of February 1, 2014) to the extent that certain financial metrics are met and the sellers and certain employees remain employed with Blue Tomato through April 2015. At February 1, 2014, we estimated that we will not be obligated for future incentive payments. See Note 3, “Business Combination,” in the Notes to Consolidated Financial Statements found in Part IV Item 15 of the Form 10-K, for additional information related to the future incentive payments. Also excluded from the table above are unrecognized tax benefits of \$0.3 million, as we are unable to reasonably estimate the timing of future cash payments, if any, for these liabilities.

Off-Balance Sheet Arrangements

At February 1, 2014, we did not have any off-balance sheet arrangements, as defined in Item 303(a)(4)(ii) of Regulation S-K.

Impact of Inflation/Deflation

We do not believe that inflation has had a material impact on our net sales or operating results for the past three fiscal years. However, substantial increases in costs, including the price of raw materials, labor, energy and other inputs used in the production of our merchandise, could have a significant impact on our business and the industry in the future. Additionally, while deflation could positively impact our merchandise costs, it could have an adverse effect on our average unit retail price, resulting in lower sales and operating results.

Recent Accounting Pronouncements

See Note 2, “Significant Accounting Policies,” in the Notes to Consolidated Financial Statements found in Part IV Item 15 of this Form 10-K.

Item 7A. QUANTITATIVE AND QUALITATIVE DISCLOSURES ABOUT MARKET RISK

Interest Rate Risk

Our earnings are affected by changes in market interest rates as a result of our short-term and long-term marketable securities, which are primarily invested in state and local municipal securities and variable-rate demand notes, which have long-term nominal maturity dates but feature variable interest rates that reset at

short-term intervals. If our current portfolio average yield rate decreased by 10% in fiscal 2013, our net income would have decreased by \$0.1 million. This amount is determined by considering the impact of the hypothetical yield rates on our cash, cash equivalents, short-term and long-term marketable securities balances and assumes no changes in our investment structure.

During different times of the year, due to the seasonality of our business, we may borrow under our revolving credit facility with Wells Fargo Bank, N.A. To the extent we borrow under this revolving credit facility, which bears interest at the Daily Three Month LIBOR rate plus 1.00%, we are exposed to market risk related to changes in interest rates. At February 1, 2014, we had no outstanding borrowings under this secured revolving credit facility. Additionally, we have revolving lines of credit of up to 9.0 million Euro and other long-term debt, the proceeds of which are used to fund certain international operations. There were no outstanding borrowings under these revolving lines of credit at February 1, 2014. The amount of borrowings under the other long-term debt was \$1.9 million at February 1, 2014.

Foreign Exchange Rate Risk

Our international subsidiaries operate with functional currencies other than the U.S. dollar. Therefore, we must translate revenues, expenses, assets and liabilities from functional currencies into U.S. dollars at exchange rates in effect during, or at the end of, the reporting period. The fluctuation in the value of the U.S. dollar against other currencies affects the reported amounts of revenues, expenses, assets and liabilities. As we expand our international operations, our exposure to exchange rate fluctuations will increase.

Item 8. FINANCIAL STATEMENTS AND SUPPLEMENTARY DATA

Information with respect to this item is set forth in “Index to the Consolidated Financial Statements,” found in Part IV Item 15 of this Form 10-K.

Item 9. CHANGES IN AND DISAGREEMENTS WITH ACCOUNTANTS ON ACCOUNTING AND FINANCIAL DISCLOSURE

None.

Item 9A. CONTROLS AND PROCEDURES

Evaluation of Disclosure Controls and Procedures. We carried out an evaluation, under the supervision and with the participation of our management, including our Chief Executive Officer (“CEO”) and Chief Financial Officer (“CFO”), of the effectiveness of the design and operation of our disclosure controls and procedures (as defined in Securities Exchange Act Rule 13a-15(e)). Based on this evaluation, our CEO and CFO concluded that, as of February 1, 2014, our disclosure controls and procedures were effective.

Changes in Internal Control Over Financial Reporting. There has been no change in our internal control over financial reporting (as defined in Securities Exchange Act Rule 13a-15(f)) during the quarter ended February 1, 2014 that has materially affected, or is reasonably likely to materially affect, our internal control over financial reporting.

Management’s Annual Report on Internal Control over Financial Reporting. The management of Zumiez Inc. (the “Company”) is responsible for establishing and maintaining adequate internal control over financial reporting, as defined in Rule 13a-15(f) of the Securities Exchange Act of 1934. The Company’s internal control over financial reporting is a process designed to provide reasonable assurance regarding the reliability of financial reporting and the preparation of financial statements for external purposes in accordance with generally accepted accounting principles.

This process includes policies and procedures that: (i) pertain to the maintenance of records that, in reasonable detail, accurately and fairly reflect the transactions of the Company; (ii) provide reasonable assurance that transactions are recorded as necessary to permit preparation of financial statements in accordance with generally accepted accounting principles, and that receipts and expenditures of the Company are being made only in accordance with authorizations of management and directors of the Company; and (iii) provide reasonable assurance regarding prevention or timely detection of unauthorized acquisition, use, or disposition of the Company's assets that could have a material effect on the financial statements. Because of its inherent limitations, internal control over financial reporting may not prevent or detect misstatements, and can provide only reasonable, not absolute, assurance that the objectives of the control system are met. Furthermore, because of changes in conditions, the effectiveness of internal control may vary over time.

The Company's management, with the participation of the Chief Executive Officer and Chief Financial Officer, assessed the effectiveness of the Company's internal control over financial reporting as of February 1, 2014. Management's assessment was based on criteria described in the Internal Control—Integrated Framework (1992) issued by the Committee of Sponsoring Organizations of the Treadway Commission. Based on this assessment, management concluded that the Company's internal control over financial reporting was effective as of February 1, 2014.

The effectiveness of the Company's internal control over financial reporting as of February 1, 2014 has been audited by Moss Adams LLP, the Company's independent registered public accounting firm, as stated in their report, which is included below.

REPORT OF INDEPENDENT REGISTERED PUBLIC ACCOUNTING FIRM

The Board of Directors and Shareholders
Zumiez Inc.

We have audited Zumiez Inc.'s (the "Company") internal control over financial reporting as of February 1, 2014, based on criteria established in *Internal Control—Integrated Framework (1992)* issued by the Committee of Sponsoring Organizations of the Treadway Commission. The Company's management is responsible for maintaining effective internal control over financial reporting and for its assessment of the effectiveness of internal control over financial reporting, included in the accompanying Management's Annual Report on Internal Control over Financial Reporting. Our responsibility is to express an opinion on the Company's internal control over financial reporting based on our audit.

We conducted our audit in accordance with the standards of the Public Company Accounting Oversight Board (United States). Those standards require that we plan and perform the audit to obtain reasonable assurance about whether effective internal control over financial reporting was maintained in all material respects. Our audit included obtaining an understanding of internal control over financial reporting, assessing the risk that a material weakness exists, and testing and evaluating the design and operating effectiveness of internal control based on the assessed risk. Our audit also included performing such other procedures as we considered necessary in the circumstances. We believe that our audit provides a reasonable basis for our opinion.

A company's internal control over financial reporting is a process designed to provide reasonable assurance regarding the reliability of financial reporting and the preparation of financial statements for external purposes in accordance with generally accepted accounting principles. A company's internal control over financial reporting includes those policies and procedures that (1) pertain to the maintenance of records that, in reasonable detail, accurately and fairly reflect the transactions and dispositions of the assets of the company; (2) provide reasonable assurance that transactions are recorded as necessary to permit preparation of financial statements in accordance with generally accepted accounting principles, and that receipts and expenditures of the company are being made only in accordance with authorizations of management and directors of the company; and (3) provide reasonable assurance regarding prevention or timely detection of unauthorized acquisition, use, or disposition of the company's assets that could have a material effect on the financial statements.

Because of its inherent limitations, internal control over financial reporting may not prevent or detect misstatements. Also, projections of any evaluation of effectiveness to future periods are subject to the risk that controls may become inadequate because of changes in conditions, or that the degree of compliance with the policies or procedures may deteriorate.

In our opinion, Zumiez Inc. maintained, in all material respects, effective internal control over financial reporting as of February 1, 2014, based on criteria established in *Internal Control—Integrated Framework (1992)* issued by the Committee of Sponsoring Organizations of the Treadway Commission.

We also have audited, in accordance with the standards of the Public Company Accounting Oversight Board (United States), the consolidated balance sheets of Zumiez Inc. as of February 1, 2014 and February 2, 2013, and the consolidated statements of income, comprehensive income, changes in shareholders' equity, and cash flows for each of the three years in the period ended February 1, 2014, and our report dated March 18, 2014, expressed an unqualified opinion on those consolidated financial statements.

/s/ Moss Adams LLP

Seattle, Washington
March 18, 2014

Item 9B. OTHER INFORMATION

None.

PART III

Item 10. DIRECTORS, EXECUTIVE OFFICERS AND CORPORATE GOVERNANCE

Information regarding our directors and nominees for directorship is presented under the headings “Election of Directors,” in our definitive proxy statement for use in connection with our 2014 Annual Meeting of Shareholders (the “Proxy Statement”) that will be filed within 120 days after our fiscal year ended February 1, 2014 and is incorporated herein by this reference thereto. Information concerning our executive officers is set forth under the heading “Executive Officers” in our Proxy Statement, and is incorporated herein by reference thereto. Information regarding compliance with Section 16(a) of the Exchange Act, our code of conduct and ethics and certain information related to the Company’s Audit Committee, Compensation Committee and Governance Committee is set forth under the heading “Corporate Governance” in our Proxy Statement, and is incorporated herein by reference thereto.

Item 11. EXECUTIVE COMPENSATION

Information regarding the compensation of our directors and executive officers and certain information related to the Company’s Compensation Committee is set forth under the headings “Executive Compensation,” “Director Compensation,” “Compensation Discussion and Analysis,” “Report of the Compensation Committee of the Board of Directors” and “Compensation Committee Interlocks and Insider Participation” in our Proxy Statement, and is incorporated herein by this reference thereto.

Item 12. SECURITY OWNERSHIP OF CERTAIN BENEFICIAL OWNERS, AND MANAGEMENT AND RELATED SHAREHOLDER MATTERS

Information with respect to security ownership of certain beneficial owners and management is set forth under the headings “Security Ownership of Certain Beneficial Owners and Management” and “Equity Compensation Plan Information” in our Proxy Statement, and is incorporated herein by this reference thereto.

Item 13. CERTAIN RELATIONSHIPS AND RELATED TRANSACTIONS, AND DIRECTOR INDEPENDENCE

Information regarding certain relationships and related transactions and director independence is presented under the heading “Corporate Governance” in our Proxy Statement, and is incorporated herein by this reference thereto.

Item 14. PRINCIPAL ACCOUNTANT FEES AND SERVICES

Information concerning principal accounting fees and services is presented under the heading “Fees Paid to Independent Registered Public Accounting Firm for Fiscal 2013 and 2012” in our Proxy Statement, and is incorporated herein by this reference thereto.

PART IV

Item 15. EXHIBITS, FINANCIAL STATEMENT SCHEDULES

(a)(1) Consolidated Financial Statements

(2) Consolidated Financial Statement Schedules:

All financial statement schedules are omitted because the required information is presented either in the consolidated financial statements or notes thereto, or is not applicable, required or material.

(3) Exhibits included or incorporated herein:

See Exhibit Index.

INDEX TO CONSOLIDATED FINANCIAL STATEMENTS

Report of Independent Registered Public Accounting Firm	48
Consolidated Balance Sheets	49
Consolidated Statements of Income	50
Consolidated Statements of Comprehensive Income	51
Consolidated Statements of Changes in Shareholders' Equity	52
Consolidated Statements of Cash Flows	53
Notes to Consolidated Financial Statements	54

REPORT OF INDEPENDENT REGISTERED PUBLIC ACCOUNTING FIRM

The Board of Directors and Shareholders
Zumiez Inc.

We have audited the accompanying consolidated balance sheets of Zumiez Inc. (the “Company”) as of February 1, 2014 and February 2, 2013, and the related consolidated statements of income, comprehensive income, changes in shareholders’ equity and cash flows for each of the three years in the period ended February 1, 2014. These consolidated financial statements are the responsibility of the Company’s management. Our responsibility is to express an opinion on these consolidated financial statements based on our audits.

We conducted our audits in accordance with the standards of the Public Company Accounting Oversight Board (United States). Those standards require that we plan and perform the audit to obtain reasonable assurance about whether the consolidated financial statements are free of material misstatement. An audit includes examining, on a test basis, evidence supporting the amounts and disclosures in the consolidated financial statements. An audit also includes assessing the accounting principles used and significant estimates made by management, as well as evaluating the overall consolidated financial statement presentation. We believe that our audits provide a reasonable basis for our opinion.

In our opinion, the consolidated financial statements referred to above present fairly, in all material respects, the consolidated financial position of Zumiez Inc. as of February 1, 2014 and February 2, 2013, and the consolidated results of its operations and its cash flows for each of the three years in the period ended February 1, 2014, in conformity with generally accepted accounting principles in the United States of America.

We also have audited, in accordance with the standards of the Public Company Accounting Oversight Board (United States), Zumiez Inc.’s internal control over financial reporting as of February 1, 2014, based on criteria established in *Internal Control—Integrated Framework (1992)* issued by the Committee of Sponsoring Organizations of the Treadway Commission and our report dated March 18, 2014 expressed an unqualified opinion thereon.

/s/ Moss Adams LLP

Seattle, Washington
March 18, 2014

ZUMIEZ INC.
CONSOLIDATED BALANCE SHEETS
(In thousands)

	<u>February 1, 2014</u>	<u>February 2, 2013</u>
Assets		
Current assets		
Cash and cash equivalents	\$ 19,634	\$ 17,579
Marketable securities	97,521	85,593
Receivables	10,294	9,467
Inventories	87,182	77,598
Prepaid expenses and other	10,021	9,192
Deferred tax assets	5,194	3,885
Total current assets	<u>229,846</u>	<u>203,314</u>
Fixed assets, net	127,343	115,474
Goodwill	64,195	64,576
Intangible assets, net	17,970	20,480
Long-term other assets	4,049	5,254
Total long-term assets	<u>213,557</u>	<u>205,784</u>
Total assets	<u>\$443,403</u>	<u>\$409,098</u>
Liabilities and Shareholders' Equity		
Current liabilities		
Trade accounts payable	\$ 18,343	\$ 16,052
Accrued payroll and payroll taxes	10,581	11,057
Income taxes payable	4,696	6,957
Deferred rent and tenant allowances	6,478	4,901
Other liabilities	21,276	18,232
Total current liabilities	<u>61,374</u>	<u>57,199</u>
Long-term deferred rent and tenant allowances	37,658	36,928
Long-term deferred tax liabilities	4,649	5,544
Long-term debt and other liabilities	4,068	6,006
Total long-term liabilities	<u>46,375</u>	<u>48,478</u>
Total liabilities	<u>107,749</u>	<u>105,677</u>
Commitments and contingencies (Note 10)		
Shareholders' equity		
Preferred stock, no par value, 20,000 shares authorized; none issued and outstanding . . .	—	—
Common stock, no par value, 50,000 shares authorized; 29,619 shares issued and outstanding at February 1, 2014 and 30,114 shares issued and outstanding at February 2, 2013	114,983	108,360
Accumulated other comprehensive income	4,710	6,010
Retained earnings	215,961	189,051
Total shareholders' equity	<u>335,654</u>	<u>303,421</u>
Total liabilities and shareholders' equity	<u>\$443,403</u>	<u>\$409,098</u>

See accompanying notes to consolidated financial statements

ZUMIEZ INC.
CONSOLIDATED STATEMENTS OF INCOME
(In thousands, except per share amounts)

	Fiscal Year Ended		
	February 1, 2014	February 2, 2013	January 28, 2012
Net sales	\$724,337	\$669,393	\$555,874
Cost of goods sold	462,577	428,109	354,198
Gross profit	<u>261,760</u>	<u>241,284</u>	<u>201,676</u>
Selling, general and administrative expenses	188,918	172,742	141,444
Operating profit	72,842	68,542	60,232
Interest income, net	711	1,410	1,836
Other (expense) income, net	(1,589)	327	(379)
Earnings before income taxes	<u>71,964</u>	<u>70,279</u>	<u>61,689</u>
Provision for income taxes	26,016	28,115	24,338
Net income	<u>\$ 45,948</u>	<u>\$ 42,164</u>	<u>\$ 37,351</u>
Basic earnings per share	<u>\$ 1.54</u>	<u>\$ 1.37</u>	<u>\$ 1.22</u>
Diluted earnings per share	<u>\$ 1.52</u>	<u>\$ 1.35</u>	<u>\$ 1.20</u>
Weighted average shares used in computation of earnings per share:			
Basic	29,810	30,742	30,527
Diluted	30,206	31,273	31,119

See accompanying notes to consolidated financial statements

ZUMIEZ INC.
CONSOLIDATED STATEMENTS OF COMPREHENSIVE INCOME
(In thousands)

	Fiscal Year Ended		
	February 1, 2014	February 2, 2013	January 28, 2012
Net income	\$45,948	\$42,164	\$37,351
Other comprehensive (loss) income, net of tax and reclassification adjustments:			
Foreign currency translation	(1,231)	6,040	(19)
Net change in unrealized gain/loss on available-for-sale investments	(69)	(165)	171
Other comprehensive (loss) income, net	(1,300)	5,875	152
Comprehensive income	\$44,648	\$48,039	\$37,503

See accompanying notes to consolidated financial statements

ZUMIEZ INC.
CONSOLIDATED STATEMENTS OF CHANGES IN SHAREHOLDERS' EQUITY
(In thousands)

	Common Stock		Accumulated Other Comprehensive Income (Loss)	Retained Earnings	Total
	Shares	Amount			
Balance at January 29, 2011	30,835	\$ 91,373	\$ (17)	\$135,379	\$226,735
Net income	—	—	—	37,351	37,351
Other comprehensive income, net	—	—	152	—	152
Issuance and exercise of stock-based compensation, including tax benefit of \$1,826	335	2,736	—	—	2,736
Stock-based compensation expense	—	5,303	—	—	5,303
Balance at January 28, 2012	31,170	99,412	135	172,730	272,277
Net income	—	—	—	42,164	42,164
Other comprehensive income, net	—	—	5,875	—	5,875
Issuance and exercise of stock-based compensation, including tax benefit of \$2,094	209	2,952	—	—	2,952
Stock-based compensation expense	—	5,996	—	—	5,996
Repurchase of common stock	(1,265)	—	—	(25,843)	(25,843)
Balance at February 2, 2013	30,114	108,360	6,010	189,051	303,421
Net income	—	—	—	45,948	45,948
Other comprehensive loss, net	—	—	(1,300)	—	(1,300)
Issuance and exercise of stock-based compensation, including tax benefit of \$1,232	344	2,529	—	—	2,529
Stock-based compensation expense	—	4,094	—	—	4,094
Repurchase of common stock	(839)	—	—	(19,038)	(19,038)
Balance at February 1, 2014	29,619	\$114,983	\$ 4,710	\$215,961	\$335,654

See accompanying notes to consolidated financial statements

ZUMIEZ INC.
CONSOLIDATED STATEMENTS OF CASH FLOWS
(In thousands)

	Fiscal Year Ended		
	February 1, 2014	February 2, 2013	January 28, 2012
Cash flows from operating activities:			
Net income	\$ 45,948	\$ 42,164	\$ 37,351
Adjustments to reconcile net income to net cash provided by operating activities:			
Depreciation, amortization and accretion	26,596	22,957	19,744
Deferred taxes	(978)	(1,630)	3,441
Stock-based compensation expense	4,094	5,996	5,303
Excess tax benefit from stock-based compensation	(1,232)	(2,094)	(1,826)
Lease termination costs	405	1,397	—
Other	1,842	389	608
Changes in operating assets and liabilities:			
Receivables	(739)	(2,568)	(671)
Inventories	(9,968)	(2,987)	(8,833)
Prepaid expenses and other	(1,789)	(1,125)	(607)
Trade accounts payable	1,714	(5,626)	4,295
Accrued payroll and payroll taxes	(426)	1,207	1,485
Income taxes payable	(1,484)	1,843	2,868
Deferred rent and tenant allowances	2,367	5,469	5,334
Other liabilities	544	833	(427)
Net cash provided by operating activities	<u>66,894</u>	<u>66,225</u>	<u>68,065</u>
Cash flows from investing activities:			
Additions to fixed assets	(35,969)	(41,070)	(25,508)
Acquisitions, net of cash acquired	—	(70,711)	—
Purchases of marketable securities and other investments	(124,129)	(121,003)	(194,531)
Sales and maturities of marketable securities and other investments	110,479	191,705	151,965
Net cash used in investing activities	<u>(49,619)</u>	<u>(41,079)</u>	<u>(68,074)</u>
Cash flows from financing activities:			
Proceeds from long-term debt and revolving credit facilities	4,182	—	—
Payments on long-term debt and revolving credit facilities	(4,488)	(258)	—
Repurchase of common stock	(17,556)	(25,213)	—
Proceeds from exercise of stock-based compensation, net of withholding tax payments	1,397	858	1,589
Excess tax benefit from stock-based compensation	1,232	2,094	1,826
Net cash (used in) provided by financing activities	<u>(15,233)</u>	<u>(22,519)</u>	<u>3,415</u>
Effect of exchange rate changes on cash and cash equivalents	13	173	16
Net increase in cash and cash equivalents	2,055	2,800	3,422
Cash and cash equivalents, beginning of period	17,579	14,779	11,357
Cash and cash equivalents, end of period	<u>\$ 19,634</u>	<u>\$ 17,579</u>	<u>\$ 14,779</u>
Supplemental disclosure on cash flow information:			
Cash paid during the period for income taxes	\$ 28,105	\$ 27,840	\$ 18,014
Accrual for purchases of fixed assets	1,491	1,942	3,083
Accrual for repurchase of common stock	2,112	630	—

See accompanying notes to consolidated financial statements

NOTES TO CONSOLIDATED FINANCIAL STATEMENTS

1. Nature of Business and Basis of Presentation

Nature of Business—Zumiez Inc., including its wholly-owned subsidiaries, (the “Company,” “we,” “us,” “its” and “our”) is a leading multi-channel specialty retailer of action sports related apparel, footwear, accessories and hardgoods, focusing on skateboarding, snowboarding, surfing, motocross and bicycle motocross (“BMX”) for young men and women. At February 1, 2014, we operated 551 stores; 511 in the United States (“U.S.”), 28 in Canada and 12 in Europe. We operate under the names Zumiez and Blue Tomato. Additionally, we operate ecommerce websites at www.zumiez.com and www.blue-tomato.com.

Fiscal Year—We use a fiscal calendar widely used by the retail industry that results in a fiscal year consisting of a 52- or 53-week period ending on the Saturday closest to January 31. Each fiscal year consists of four 13-week quarters, with an extra week added to the fourth quarter every five or six years. The fiscal years ended February 1, 2014 and January 28, 2012 were 52-week periods. The fiscal year ended February 2, 2013 was a 53-week period.

Basis of Presentation—The accompanying consolidated financial statements have been prepared in accordance with generally accepted accounting principles in the United States of America (“U.S. GAAP”). The consolidated financial statements include the accounts of Zumiez Inc. and its wholly-owned subsidiaries. All significant intercompany transactions and balances are eliminated in consolidation.

Correction of an Error—Included in cost of goods sold for the fiscal year ended February 1, 2014 was a \$2.7 million benefit representing the correction of an error in prior periods related to our calculation to account for rent expense on a straight-line basis. The correction was not material to any previously reported financial period or to the fiscal year ended February 1, 2014.

2. Summary of Significant Accounting Policies

Use of Estimates—The preparation of financial statements in conformity with U.S. GAAP requires estimates and assumptions that affect the reported amounts of assets and liabilities and the disclosure of contingent assets and liabilities at the date of the consolidated financial statements as well as the reported amounts of revenues and expenses during the reporting period. These estimates can also affect supplemental information disclosed by us, including information about contingencies, risk and financial condition. Actual results could differ from these estimates and assumptions.

Fair Value of Financial Instruments—We disclose the estimated fair value of our financial instruments. Financial instruments are generally defined as cash, evidence of ownership interest in an entity or a contractual obligation that both conveys to one entity a right to receive cash or other financial instruments from another entity and imposes on the other entity the obligation to deliver cash or other financial instruments to the first entity. Our financial instruments, other than those presented in Note 11, “Fair Value Measurements,” include cash and cash equivalents, receivables, payables and other liabilities. The carrying amounts of cash and cash equivalents, receivables, payables and other liabilities approximate fair value because of the short-term nature of these instruments.

Cash and Cash Equivalents—We consider all highly liquid investments with original maturity of three months or less when purchased to be cash equivalents.

Concentration of Risk—We maintain our cash and cash equivalents in accounts with major financial institutions in the form of demand deposits, money market accounts and state and local municipal securities. Deposits in these financial institutions may exceed the amount of federal deposit insurance provided on such deposits. We have not experienced any losses on our deposits of cash and cash equivalents.

Marketable Securities—Our marketable securities primarily consist of state and local municipal securities and variable-rate demand notes. Variable-rate demand notes are considered highly liquid. Although the variable-rate demand notes have long-term nominal maturity dates, the interest rates generally reset weekly. Despite the long-term nature of the underlying securities of the variable-rate demand notes, we have the ability to quickly liquidate these securities, which have an embedded put option that allows the bondholder to sell the security at par plus accrued interest.

Investments are considered to be impaired when a decline in fair value is determined to be other-than-temporary. If the cost of an investment exceeds its fair value, we evaluate information about the underlying investment that is publicly available such as analyst reports, applicable industry data and other pertinent information and assess our intent and ability to hold the security. For fixed-income securities, we also evaluate whether we have plans to sell the security or it is more likely than not we will be required to sell the security before recovery. The investment would be written down to its fair value at the time the impairment is deemed to have occurred and a new cost basis is established. Future adverse changes in market conditions, continued poor operating results of underlying investments or other factors could result in further losses that may not be reflected in an investment's current carrying value, possibly requiring an additional impairment charge in the future.

Inventories—Merchandise inventories are valued at the lower of cost or fair market value. The cost of merchandise inventories are based upon an average cost methodology. Merchandise inventories may include items that have been written down to our best estimate of their net realizable value. Our decisions to write-down our merchandise inventories are based on their current rate of sale, the age of the inventory, the profitability of the inventory and other factors. We have reserved for inventory at February 1, 2014 and February 2, 2013 in the amounts of \$2.9 million and \$3.3 million. The inventory reserve includes inventory whose estimated market value is below cost and an estimate for inventory shrinkage. We estimate an inventory shrinkage reserve for anticipated losses for the period. Shrinkage refers to a reduction in inventory due to shoplifting, employee theft and other matters. The inventory related to these reserves is not marked up in subsequent periods.

Fixed Assets—Fixed assets primarily consist of leasehold improvements, fixtures, land, buildings, computer equipment, software and store equipment. Fixed assets are stated at cost less accumulated depreciation utilizing the straight-line method over the assets' estimated useful lives. The useful lives of our major classes of fixed assets are as follows:

Leasehold improvements	Lesser of 10 years or the term of the lease
Fixtures	3 to 7 years
Computer equipment, software, store equipment & other	3 to 5 years
Buildings and building and land improvements	15 to 39 years

The cost and related accumulated depreciation of assets sold or otherwise disposed of is removed from the accounts and the related gain or loss is recorded in selling, general and administrative expenses on the consolidated statements of income.

Valuation of Long-Lived Assets—We review the carrying value of long-lived assets for impairment when factors and circumstances indicate that the carrying values may not be recoverable. Recoverability of assets to be held and used is determined by a comparison of the carrying amount of an asset to future undiscounted net cash flows expected to be generated by the asset. If such assets are considered impaired, the impairment recognized is measured by comparing projected discounted cash flow of the asset to the asset carrying values. The estimation of future cash flows from operating activities requires significant judgments of factors that include future sales, gross profit and operating expenses. Impairment charges are included in selling, general and administrative expenses on the consolidated statements of income.

Goodwill—Goodwill represents the excess of purchase price over the fair value of acquired tangible and identifiable intangible net assets. We test goodwill for impairment on an annual basis or more frequently if indicators of impairment are present. We perform our annual impairment measurement test on the first day of the

fourth quarter. Events that may trigger an early impairment review include significant changes in the current business climate, future expectations of economic conditions, declines in our operating results of our reporting units, or an expectation that the carrying amount may not be recoverable.

We have an option to test goodwill for impairment by first performing a qualitative assessment to determine whether it is more likely than not that the fair value of the reporting unit is less than the carrying amount. If it is more likely than not that the fair value of the reporting unit is less than the carrying amount or if we choose not to perform the qualitative assessment, we perform a quantitative two-step impairment test. The first step compares the fair value of the reporting unit with its carrying amount of net assets, including goodwill. If the carrying amount exceeds fair value, then the second step of the impairment test is performed to measure the amount of impairment loss, if any. The second step includes estimating the fair value of the reporting unit by taking all of the tangible and intangible assets of the reporting unit as if the reporting unit had been acquired in a business combination. Then, the implied fair value of the reporting unit's goodwill is compared to the carrying amount of that goodwill. If the carrying amount of the reporting unit's goodwill exceeds the implied fair value of the goodwill, we recognize an impairment loss in an amount equal to the excess, not to exceed the carrying amount.

We generally determine the fair value of each of our reporting units based on a blended analysis of the present value of future discounted cash flows and market valuation approach using a multiple of an average annual earnings. Key assumptions used in this calculation include revenue growth, operating expenses, long-term rate of growth and the probability of the reporting unit, working capital impacts and a discount rate that we believe a buyer would assume when determining a purchase price for the reporting unit. Estimates of revenue growth and operating expenses are based on internal projections considering a reporting unit's past performance and forecasted growth, local market economics and the local business environment impacting the reporting unit's performance. These estimates are highly subjective judgments and can be significantly impacted by changes in the business or economic conditions.

Intangible Assets—Our intangible assets consist of trade names and trademarks with indefinite lives and certain definite-lived intangible assets. We test our indefinite-lived intangible assets for impairment on an annual basis, or more frequently if indicators of impairment are present. We test our indefinite-lived assets by estimating the fair value of the asset and comparing that to the carrying value, an impairment loss is recorded for the amount that carrying value exceeds the estimated fair value. The fair value of the trade names and trademarks is determined using the relief from royalty method. This method assumes that the trade name and trademarks have value to the extent that their owner is relieved of the obligation to pay royalties for the benefits received from them. The assumptions used in this method requires management judgment and estimates in forecasting future sales, expenses, discount rates, and royalty rates.

Definite-lived intangible assets, which consist of developed technology and customer relationships, are amortized using the straight-line method over their estimated useful lives. Additionally, we test the definite-lived intangible assets when facts and circumstances indicate that the carrying values may not be recoverable. We first assess the recoverability of our definite-lived intangible assets by comparing the undiscounted cash flows of the definite-lived asset less its carrying value. If the undiscounted cash flows are less than the carrying value, we then determine the estimated fair value of our definite-lived asset by taking the estimated future operating cash flows derived from the operation to which the asset relates over its remaining useful life, using a discounted cash flow analysis and comparing it to the carrying value. Any impairment would be measured as the difference between the carrying amount and the estimated fair value. Changes in any of these estimates, projections and assumptions could have a material effect of the fair value of these assets in future measurement periods and result in an impairment which could materially affect our results of operations.

Deferred Rent, Rent Expense and Tenant Allowances—We lease our stores and certain corporate and other operating facilities under operating leases. A majority of our leases provide for ongoing co-tenancy requirements or early cancellation clauses that would further lower rental rates, or permit lease terminations, or

both, in the event that co-tenants cease to operate for specific periods or if certain sales levels are not met in specific periods. Most of the store leases require payment of a specified minimum rent and a contingent rent based on a percentage of the store's net sales in excess of a specified threshold, as well as real estate taxes, insurance, common area maintenance charges and other executory costs. Most of the lease agreements have defined escalating rent provisions, which are straight-lined over the term of the related lease. We recognize rent expense over the term of the lease, plus the construction period prior to occupancy of the retail location. For certain locations, we receive tenant allowances and report these amounts as a liability, which is amortized as a reduction to rent expense over the term of the lease.

Claims and Contingencies—We are subject to various claims and contingencies related to lawsuits, insurance, regulatory and other matters arising out of the normal course of business. We accrue a liability if the likelihood of an adverse outcome is probable and the amount is estimable. If the likelihood of an adverse outcome is only reasonably possible (as opposed to probable), or if an estimate is not determinable, we provide disclosure of a material claim or contingency in the Notes to the Consolidated Financial Statements.

Revenue Recognition—Sales are recognized upon purchase at our retail store locations. For our ecommerce sales, revenue is recognized upon estimated delivery to the customer. Taxes collected from our customers are recorded on a net basis. We record the sale of gift cards as a current liability and recognize revenue when a customer redeems a gift card. Additionally, an estimate of the portion of gift cards that is not expected to be redeemed (“gift card breakage”) is recognized in net sales after 24 months, at which time the likelihood of redemption is considered remote based on our historical redemption patterns. For the fiscal years ended February 1, 2014, February 2, 2013 and January 28, 2012, we recorded net sales related to gift card breakage income of \$0.8 million, \$0.7 million and \$0.6 million. Revenue is recorded net of estimated and actual sales returns and deductions for promotions. We accrue for estimated sales returns by customers based on historical sales return results. The allowance for sales returns at February 1, 2014 and February 2, 2013 was \$1.6 million and \$1.2 million.

We have a customer loyalty program, the Zumiez Stash, which allows members to earn points for purchases or performance of certain activities. The points can be redeemed for a broad range of rewards, including product and experiential rewards. Points earned for purchases are recorded as a reduction of net sales based on the fair value of the points at the time the points are earned and the revenue is recognized upon redemption of points for rewards. Points earned for the performance of activities are recorded as marketing expense based on the estimated cost of the points.

Cost of Goods Sold—Cost of goods sold consists of branded merchandise costs and our private label merchandise costs including design, sourcing, importing and inbound freight costs. Our cost of goods sold also includes shrinkage, buying, occupancy, ecommerce fulfillment, distribution and warehousing costs (including associated depreciation) and freight costs for store merchandise transfers. Cash consideration received from vendors is reported as a reduction of cost of goods sold if the inventory has sold, a reduction of the carrying value of the inventory if the inventory is still on hand, or a reduction of selling, general and administrative expense if the amounts are reimbursements of specific, incremental and identifiable costs of selling the vendors' products.

Shipping Revenue and Costs—We include shipping revenue related to ecommerce sales in net sales and the related freight cost is charged to cost of goods sold.

Selling, General and Administrative Expense—Selling, general and administrative expenses consist primarily of store personnel wages and benefits, administrative staff and infrastructure expenses, freight costs for merchandise shipments from the distribution centers to the stores, store supplies, depreciation on fixed assets at the home office and stores, facility expenses, training expenses and advertising and marketing costs. Credit card fees, insurance, public company expenses, legal expenses, amortization of intangibles assets and other miscellaneous operating costs are also included in selling, general and administrative expenses.

Advertising—We expense advertising costs as incurred, except for catalog costs, which are expensed once the catalog is mailed. Advertising expenses are net of sponsorships and vendor reimbursements. Advertising expense was \$8.7 million, \$6.0 million and \$2.5 million for the fiscal years ended February 1, 2014, February 2, 2013 and January 28, 2012.

Future Incentive Payments—In conjunction with our acquisition of Blue Tomato during the fiscal year ended February 2, 2013, there is the possibility of future incentive payments to the sellers and certain employees of Blue Tomato in an aggregate amount of up to 22.1 million Euros (\$29.9 million, using the exchange rate as of February 1, 2014) to the extent that certain financial metrics are met and the sellers and certain employees remain employed with Blue Tomato through April 2015. We estimate future incentive payments based on internal projections of future Blue Tomato financial performance.

Stock-Based Compensation—We account for stock-based compensation by recording the estimated fair value of stock-based awards granted as compensation expense over the vesting period, net of estimated forfeitures. Stock-based compensation expense is attributed to earnings using an accelerated method for stock options and a straight-line method for restricted stock. We estimate forfeitures of stock-based awards based on historical experience and expected future activity.

The fair value of restricted stock awards is measured based on the closing price of our common stock on the date of grant. The fair value of stock option grants is estimated on the date of grant using the Black-Scholes option pricing model based on the following assumptions:

Volatility—This is a measure of the amount by which a stock price has fluctuated or is expected to fluctuate. We use actual daily historical changes in the market value of our stock equal to the expected term of the option.

Risk-free interest rate—This is the U.S. Treasury rate as of the grant date having a term equal to the expected term of the option.

Expected term—The expected term was calculated using the simplified method. Under this method, the expected term is equal to the sum of the weighted average vesting term plus the original contractual term divided by two. We have elected this method as we have concluded that we do not have sufficient historical exercise data to provide a reasonable basis upon which to estimate expected term due to the limited period of time our equity shares have been publicly traded.

Dividend yield—We do not have plans to pay dividends in the foreseeable future.

The following weighted-average assumptions were used to estimate the fair value of stock options granted:

	Fiscal Year Ended		
	February 1, 2014	February 2, 2013	January 28, 2012
Dividend yield	0.0%	0.0%	0.0%
Volatility rate	66.4%	66.7%	65.0%
Weighted-average expected life (in years)	6.25	6.25	6.25
Weighted-average risk-free interest rate	1.1%	1.1%	1.1%
Weighted-average fair value per share of stock options granted	\$15.07	\$19.40	\$13.35

Common Stock Share Repurchases—We may repurchase shares of our common stock under authorizations made from time to time by our Board of Directors. Under applicable Washington State law, shares repurchased are retired and not displayed separately as treasury stock on the consolidated financial statements. Instead, the value of repurchased shares is deducted from retained earnings.

Income Taxes—We use the asset and liability method of accounting for income taxes. Using this method, deferred tax assets and liabilities are recorded based on the differences between the financial reporting and tax basis of assets and liabilities. The deferred tax assets and liabilities are calculated using the enacted tax rates and

laws that are expected to be in effect when the differences are expected to reverse. We routinely evaluate the likelihood of realizing the benefit of our deferred tax assets and may record a valuation allowance if, based on all available evidence, it is determined that it is more likely than not that all or some portion of the deferred tax benefit will not to be realized.

We regularly evaluate the likelihood of realizing the benefit for income tax positions that we have taken in various federal, state and foreign filings by considering all relevant facts, circumstances and information available. If we believe it is more likely than not that our position will be sustained, we recognize a benefit at the largest amount that we believe is cumulatively greater than 50% likely to be realized. Interest and penalties related to income tax matters are classified as a component of income tax expense. Unrecognized tax benefits are recorded in other liabilities and long-term debt and other liabilities on the consolidated balance sheets.

Our tax provision for interim periods is determined using an estimate of our annual effective rate, adjusted for discrete items, if any, that are taken into account in the relevant period. As the fiscal year progresses, we periodically refine our estimate based on actual events and earnings by jurisdiction. This ongoing estimation process can result in changes to our expected effective tax rate for the full fiscal year. When this occurs, we adjust the income tax provision during the quarter in which the change in estimate occurs so that our year-to-date provision equals our expected annual rate.

Earnings per Share—Basic earnings per share is based on the weighted average number of common shares outstanding during the period. The dilutive effect of stock options and restricted stock is applicable only in periods of net income. Diluted earnings per share is based on the weighted average number of common shares and common share equivalents outstanding during the period. Common share equivalents included in the computation represent shares issuable upon assumed exercise of outstanding stock options, employee stock purchase plan funds held to acquire stock and non-vested restricted stock. Potentially anti-dilutive securities not included in the calculation of diluted earnings per share are options to purchase common stock where the option exercise price is greater than the average market price of our common stock during the period reported.

Foreign Currency Translation—Assets and liabilities denominated in foreign currencies were translated into U.S. dollars, the reporting currency, at the exchange rate prevailing at the balance sheet date. Revenue and expenses denominated in foreign currencies were translated into U.S. dollars at the monthly average exchange rate for the period and the translation adjustments are reported as an element of accumulated other comprehensive income on the consolidated balance sheets.

Segment Reporting—We identify our operating segments according to how our business activities are managed and evaluated. Our operating segments have been aggregated and are reported as one reportable segment based on the similar nature of products sold, production, merchandising and distribution processes involved, target customers and economic characteristics.

Recently Adopted Accounting Standards—In February 2013, the Financial Accounting Standards Board (“FASB”) issued guidance that requires an entity to present information about reclassification adjustments from accumulated other comprehensive income in their financial statements or footnotes. This guidance is effective for fiscal years and interim periods within those years beginning after December 15, 2012. We adopted this guidance for the fiscal quarter ended May 4, 2013. The adoption did not have a material impact on our financial position, results of operations or cash flows.

In July 2012, the FASB issued guidance that will allow an entity to first assess qualitative factors to determine whether it is necessary to perform a quantitative impairment test for indefinite-lived intangible assets. If entities determine, based on qualitative factors, the fair value of the asset is more likely than not less than the carrying value, the two-step impairment test would be required. This guidance is effective for fiscal years beginning after September 15, 2012, with early adoption permitted. We adopted this guidance for the fiscal year ending February 1, 2014 and the adoption did not have a material impact on our financial position, results of operations or cash flows.

3. Business Combination

Blue Tomato—On July 4, 2012, we acquired 100% of the outstanding stock of Blue Tomato for cash consideration of 59.5 million Euros (\$74.8 million). Blue Tomato is a leading European multi-channel retailer for board sports and related apparel and footwear and the acquisition allows us to enter into the European marketplace.

In addition, there is the possibility of future incentive payments to the sellers and certain employees of Blue Tomato in an aggregate amount of up to 22.1 million Euros (\$29.9 million, using the exchange rate as of February 1, 2014) to the extent that certain financial metrics are met for the fiscal year ending April 30, 2015 and the sellers and certain employees remain employed with Blue Tomato through April 30, 2015. Of the 22.1 million Euros future incentive payments, 17.1 million Euros (\$23.1 million) is payable in cash, while 5.0 million Euros (\$6.8 million) is payable in shares of our common stock. We account for the estimated future incentive payments as compensation expense, which is included in selling, general and administrative expense on the consolidated statements of income, and recognize this amount ratably over the term of service through April 2015. At February 1, 2014, we estimated that we will not be obligated for future incentive payments and reversed the previously recorded expense associated with the future incentive payments. For the fiscal year ended February 2, 2013, we recorded an expense for future incentive payments of \$2.3 million.

Pro Forma Financial Information—The following unaudited pro forma financial information shows the results of operations, as though the acquisition of Blue Tomato had occurred on January 30, 2011. These amounts were calculated after conversion to U.S. GAAP, conforming to our accounting policies and adjusting Blue Tomato results to reflect: (i) the depreciation and amortization that would have been charged as a result of the fair value adjustments to fixed assets and intangible assets and (ii) the compensation expense associated with the estimated future incentive payments to the sellers and certain employees of Blue Tomato (using our estimate as of February 2, 2013 of future incentive payments of 9.0 million Euros). The adjustments also reflect the income tax effect of the pro forma adjustments.

The amounts also reflect the removal of the following non-recurring, transaction related costs and related income tax effect from the fiscal year ended February 2, 2013 pro forma results: (i) the transaction costs of \$1.9 million associated with the Blue Tomato acquisition, (ii) the charge related to the fair value adjustment to acquisition date inventory of \$2.2 million and (iii) the foreign currency transaction gain of \$0.5 million associated with the foreign currency fluctuations associated with the acquisition of Blue Tomato. These amounts are assumed to be included in the fiscal year ended January 28, 2012 pro forma amounts.

The pro forma financial information below is presented for illustrative purposes only and is not necessarily indicative of the operating results that would have been achieved had the acquisition been completed as of the date indicated above or the results that may be obtained in the future.

	Fiscal Year Ended	
	February 2, 2013	January 28, 2012
	(in thousands)	
Net sales	\$680,524	\$591,961
Net income	\$ 41,430	\$ 32,853

4. Goodwill and Intangible Assets

The following tables summarize the changes in the carrying amount of goodwill (in thousands):

Balance at January 28, 2012	\$13,154
Goodwill acquired	47,413
Effects of foreign currency translation	4,009
Balance as of February 2, 2013	<u>64,576</u>
Effects of foreign currency translation	<u>(381)</u>
Balance as of February 1, 2014	<u>\$64,195</u>

There was no impairment of goodwill for the fiscal years ended February 1, 2014, February 2, 2013 and January 28, 2012.

The following table summarizes the gross carrying amount, accumulated amortization and the net carrying amount of intangible assets (in thousands):

	February 1, 2014		
	Gross Carrying Amount	Accumulated Amortization	Intangible Assets, Net
Intangible assets not subject to amortization:			
Trade names and trademarks	\$14,615	\$ —	\$14,615
Intangible assets subject to amortization:			
Developed technology	4,060	2,143	1,917
Customer relationships	3,008	1,570	1,438
Total intangible assets	<u>\$21,683</u>	<u>\$3,713</u>	<u>\$17,970</u>

	February 2, 2013		
	Gross Carrying Amount	Accumulated Amortization	Intangible Assets, Net
Intangible assets not subject to amortization:			
Trade names and trademarks	\$14,724	\$ —	\$14,724
Intangible assets subject to amortization:			
Developed technology	4,090	795	3,295
Customer relationships	3,031	570	2,461
Total intangible assets	<u>\$21,845</u>	<u>\$1,365</u>	<u>\$20,480</u>

There was no impairment of intangible assets for the fiscal years ended February 1, 2014, February 2, 2013 and January 28, 2012.

Amortization expense of intangible assets for the fiscal years ended February 1, 2014 and February 2, 2013 was \$2.3 million and \$1.3 million. We did not record amortization expense of intangible assets for the fiscal year ended January 28, 2012. Amortization expense of intangible assets is recorded in selling, general and administrative expense on the consolidated statements of income. At February 1, 2014, future amortization expense for intangible assets is as follows (in thousands):

Fiscal 2014	\$2,356
Fiscal 2015	999
Thereafter	—
Total	<u>\$3,355</u>

5. Cash, Cash Equivalents and Marketable Securities

The following tables summarize the estimated fair value of our cash, cash equivalents and marketable securities and the gross unrealized holding gains and losses (in thousands):

	February 1, 2014			
	Amortized Cost	Gross Unrealized Holding Gains	Gross Unrealized Holding Losses	Estimated Fair Value
Cash and cash equivalents:				
Cash	\$17,973	\$—	\$ —	\$17,973
Money market funds	1,211	—	—	1,211
State and local government securities	450	—	—	450
Total cash and cash equivalents	<u>19,634</u>	<u>—</u>	<u>—</u>	<u>19,634</u>
Marketable securities:				
State and local government securities	72,968	64	(191)	72,841
Variable-rate demand notes	25,505	—	—	25,505
Total marketable securities	<u>\$98,473</u>	<u>\$ 64</u>	<u>\$(191)</u>	<u>\$98,346</u>
Less: Long-term marketable securities (1)				<u>(825)</u>
Total current marketable securities				<u>\$97,521</u>
February 2, 2013				
	Amortized Cost	Gross Unrealized Holding Gains	Gross Unrealized Holding Losses	Estimated Fair Value
Cash and cash equivalents:				
Cash	\$ 6,271	\$—	\$ —	\$ 6,271
Money market funds	8,305	—	—	8,305
State and local government securities	3,003	—	—	3,003
Total cash and cash equivalents	<u>17,579</u>	<u>—</u>	<u>—</u>	<u>17,579</u>
Marketable securities:				
Corporate debt securities	1,745	65	—	1,810
State and local government securities	82,911	95	(179)	82,827
Variable-rate demand notes	1,800	—	—	1,800
Total marketable securities	<u>\$86,456</u>	<u>\$160</u>	<u>\$(179)</u>	<u>\$86,437</u>
Less: Long-term marketable securities (1)				<u>(844)</u>
Total current marketable securities				<u>\$85,593</u>

(1) At February 1, 2014 and February 2, 2013, we held one auction rate security, classified as available-for-sale marketable securities and included in long-term other assets on the consolidated balance sheets.

All of our available-for-sale securities, excluding our auction rate security, have an effective maturity date of two years or less and may be liquidated, at our discretion, prior to maturity.

The following tables summarize the gross unrealized holding losses and fair value for investments in an unrealized loss position, and the length of time that individual securities have been in a continuous loss position (in thousands):

	February 1, 2014					
	Less Than Twelve Months		12 Months or Greater		Total	
	Fair Value	Unrealized Losses	Fair Value	Unrealized Losses	Fair Value	Unrealized Losses
Marketable securities:						
State and local government securities	\$26,637	\$(15)	\$2,081	\$(176)	\$28,718	\$(191)
Total marketable securities	<u>\$26,637</u>	<u>\$(15)</u>	<u>\$2,081</u>	<u>\$(176)</u>	<u>\$28,718</u>	<u>\$(191)</u>

	February 2, 2013					
	Less Than Twelve Months		12 Months or Greater		Total	
	Fair Value	Unrealized Losses	Fair Value	Unrealized Losses	Fair Value	Unrealized Losses
Marketable securities:						
State and local government securities	\$23,300	\$(23)	\$844	\$(156)	\$24,144	\$(179)
Total marketable securities	<u>\$23,300</u>	<u>\$(23)</u>	<u>\$844</u>	<u>\$(156)</u>	<u>\$24,144</u>	<u>\$(179)</u>

We did not record a realized loss for other-than-temporary impairments during the fiscal years ended February 1, 2014, February 2, 2013 and January 28, 2012.

6. Receivables

Receivables consisted of the following (in thousands):

	February 1, 2014	February 2, 2013
Credit cards receivable	\$ 5,299	\$6,020
Tenant allowances receivable	1,391	1,006
Other receivables	3,604	2,441
Receivables	<u>\$10,294</u>	<u>\$9,467</u>

7. Fixed Assets

Fixed assets consisted of the following (in thousands):

	February 1, 2014	February 2, 2013
Leasehold improvements	\$ 136,953	\$ 116,946
Fixtures	74,333	70,907
Buildings, land and building and land improvements	27,786	26,731
Computer equipment, software, store equipment and other	27,704	22,671
Fixed assets, at cost	266,776	237,255
Less: Accumulated depreciation	(139,433)	(121,781)
Fixed assets, net	<u>\$ 127,343</u>	<u>\$ 115,474</u>

Depreciation expense on fixed assets is recognized on our consolidated income statement as follows (in thousands):

	Fiscal Year Ended		
	February 1, 2014	February 2, 2013	January 28, 2012
Cost of goods sold	\$ 1,086	\$ 875	\$ 797
Selling, general and administrative expenses	21,281	18,506	16,597
Depreciation expense	<u>\$22,367</u>	<u>\$19,381</u>	<u>\$17,394</u>

8. Other Liabilities

Other liabilities consisted of the following (in thousands):

	February 1, 2014	February 2, 2013
Accrued payables	\$ 7,026	\$ 6,355
Unredeemed gift cards	4,410	4,268
Accrued indirect taxes	3,592	3,852
Deferred revenue	1,677	909
Allowance for sales returns	1,582	1,227
Accrued legal settlement	1,250	—
Other current liabilities	<u>1,739</u>	<u>1,621</u>
Other liabilities	<u>\$21,276</u>	<u>\$18,232</u>

9. Revolving Credit Facilities and Debt

We maintain a secured credit agreement with Wells Fargo Bank, N.A., which provides us with a secured revolving credit facility until September 1, 2014 of up to \$25.0 million, which, pursuant to an accordion feature, may be increased to \$35.0 million at our discretion. The secured revolving credit facility provides for the issuance of a standby letter of credit in an amount not to exceed \$5.0 million outstanding at any time and with a term not to exceed 365 days. The commercial line of credit provides for the issuance of a commercial letter of credit in an amount not to exceed \$10.0 million and with terms not to exceed 120 days. The amount of borrowings available at any time under our secured revolving credit facility is reduced by the amount of standby and commercial letters of credit outstanding at that time. The secured revolving credit facility bears interest at the Daily Three Month LIBOR rate plus 1.00%. The credit agreement contains a number of restrictions and covenants that generally limit our ability to, among other things, (1) incur additional debt, (2) undergo a change in ownership and (3) enter into certain transactions. The credit agreement also contains financial covenants that require us to meet certain specified financial tests and ratios, including, a maximum net income after taxes of not less than one dollar on a trailing four-quarter basis provided, that, there shall be added to net income all charges for impairment of goodwill and other intangibles and up to an aggregate of \$5.0 million of store asset impairment, and a minimum quick ratio of 1.25. The quick ratio is defined as our cash and near cash equivalents plus certain defined receivables divided by the outstanding borrowings. Our accounts receivable, general intangibles, inventory and equipment have been pledged to secure our obligations under the credit agreement. We must also provide financial information and statements to our lender. We were in compliance with all such covenants at February 1, 2014. There were no outstanding borrowings under the secured revolving credit facility at February 1, 2014 and February 2, 2013. We had open commercial letters of credit outstanding under our secured revolving credit facility at February 1, 2014 and February 2, 2013 of \$0.3 million and \$0.2 million.

Additionally, we have revolving lines of credit of up to 9.0 million Euro and other long-term debt, the proceeds of which are used to fund certain international operations. The revolving lines of credit bears interest at 1.625%-1.65%. There were no outstanding borrowings under these revolving lines of credit at February 1, 2014 and February 2, 2013. The long-term debt had a weighted average interest rate of 1.7% and has maturities through 2021. Long-term debt obligations are as follows (in thousands):

	<u>February 1, 2014</u>	<u>February 2, 2013</u>
Debt obligations	\$1,933	\$2,270
Less: Current portion of debt obligations (1)	<u>(325)</u>	<u>(322)</u>
Total long-term debt obligations (2)	<u>\$1,608</u>	<u>\$1,948</u>

- (1) The current portion of debt obligations is recorded in other liabilities on the consolidated balance sheets.
(2) The long-term portion of debt obligations is recorded in long-term debt and other liabilities on the consolidated balance sheets.

Future principal payments for long-term debt at February 1, 2014 are as follows (in thousands):

Fiscal 2014	\$ 325
Fiscal 2015	330
Fiscal 2016	260
Fiscal 2017	232
Fiscal 2018	236
Thereafter	<u>550</u>
Total	<u>\$1,933</u>

10. Commitments and Contingencies

Operating Leases—Total rent expense is as follows (in thousands):

	<u>Fiscal Year Ended</u>		
	<u>February 1, 2014</u>	<u>February 2, 2013</u>	<u>January 28, 2012</u>
Minimum rent expense (1)	\$51,131	\$47,279	\$41,566
Contingent rent expense	<u>2,312</u>	<u>2,705</u>	<u>2,480</u>
Total rent expense (2)	<u>\$53,443</u>	<u>\$49,984</u>	<u>\$44,046</u>

- (1) Included in minimum rent expense for the fiscal year ended February 1, 2014 is a benefit of \$2.7 million representing the correction of an error related to our calculation to account for rent expense on a straight-line basis.
(2) Total rent expense does not include real estate taxes, insurance, common area maintenance charges and other executory costs, which were \$32.0 million, \$28.0 million and \$24.7 million for the fiscal years ended February 1, 2014, February 2, 2013 and January 28, 2012.

Future minimum lease payments at February 1, 2014 are as follows (in thousands):

Fiscal 2014	\$ 53,295
Fiscal 2015	52,395
Fiscal 2016	49,913
Fiscal 2017	44,840
Fiscal 2018	38,391
Thereafter	<u>114,981</u>
Total (1)	<u>\$353,815</u>

- (1) Amounts in the table do not include contingent rent and real estate taxes, insurance, common area maintenance charges and other executory costs obligations.

Purchase Commitments—At February 1, 2014 and February 2, 2013, we had outstanding purchase orders to acquire merchandise from vendors of \$132.6 million and \$120.4 million. We have an option to cancel these commitments with no notice prior to shipment, except for certain private label purchase orders in which we are obligated to repay contractual amounts upon cancellation.

Litigation—We are involved from time to time in claims, proceedings and litigation arising in the ordinary course of business. We have made accruals with respect to these matters, where appropriate, which are reflected in our consolidated financial statements. For some matters, the amount of liability is not probable or the amount cannot be reasonably estimated and therefore accruals have not been made. We may enter into discussions regarding settlement of these matters, and may enter into settlement agreements, if we believe settlement is in the best interest of our shareholders.

On February 15, 2013, a putative class action lawsuit, *Robert Steele v. Zumiez Inc.*, was filed against the Company in the Superior Court of the State of California, County of San Francisco. The lawsuit purports to be brought on behalf of a class of all persons who are employed, or who have worked as, assistant store managers for the Company in the State of California from February 15, 2009 through the date of certification of the class in the lawsuit. The lawsuit alleges causes of action for failure to pay overtime wages, failure to pay wages for work done off-the-clock, failure to provide meal periods and rest breaks (and to pay meal and rest period premiums), failure to pay terminated employees all wages due at the time of termination, failure to provide employees with accurate itemized wage statements, failure to reimburse employees for business expenses and unfair business practices and declaratory relief. The Court has not set a date for a hearing on class certification and has not set a trial date. A second putative class action lawsuit, *Ruben Hernandez v. Zumiez Inc.*, was filed on September 3, 2013, alleging overlapping causes of action. On or about October 22, 2013, the class action allegations for the Hernandez case were dismissed without prejudice. On November 12, 2013, the parties in the Steele case agreed to a conditional settlement in the amount of \$1.3 million which is contingent upon the preliminary and final approval of the Court (the “Conditional Settlement”). The parties have negotiated the terms of the formal settlement agreement, and are in the process of executing that agreement. The parties anticipate that a motion seeking the Court’s preliminary approval of the Conditional Settlement will be filed with the Court within 45 to 60 days. The settlement was recorded in selling, general and administrative expenses on the consolidated statements of income for the fiscal year ended February 1, 2014.

Insurance Reserves—We use a combination of third-party insurance and self-insurance for a number of risk management activities including workers’ compensation, general liability and employee-related health care benefits. We maintain reserves for our self-insured losses, which are estimated based on historical claims experience and actuarial and other assumptions. The self-insurance reserve at February 1, 2014 and February 2, 2013 was \$1.7 million and \$1.2 million.

11. Fair Value Measurements

We apply the following fair value hierarchy, which prioritizes the inputs used to measure fair value into three levels and bases the categorization within the hierarchy upon the lowest level of input that is available and significant to the fair value measurement:

- Level 1—Quoted prices in active markets for identical assets or liabilities;
- Level 2—Quoted prices for similar assets or liabilities in active markets or inputs that are observable;
and
- Level 3—Inputs that are unobservable.

The following tables summarize assets measured at fair value on a recurring basis (in thousands):

	February 1, 2014		
	<u>Level 1</u>	<u>Level 2</u>	<u>Level 3</u>
Cash equivalents:			
Money market funds	\$1,211	\$ —	\$—
State and local government securities	—	450	—
Marketable securities:			
State and local government securities	—	72,016	—
Variable-rate demand notes	—	25,505	—
Long-term other assets:			
State and local government securities	—	—	825
Equity investments	—	—	147
Total	<u>\$1,211</u>	<u>\$97,971</u>	<u>\$972</u>
	February 2, 2013		
	<u>Level 1</u>	<u>Level 2</u>	<u>Level 3</u>
Cash equivalents:			
Money market funds	\$8,305	\$ —	\$ —
State and local government securities	—	3,003	—
Marketable securities:			
Corporate debt securities	—	1,810	—
State and local government securities	—	81,983	—
Variable-rate demand notes	—	1,800	—
Long-term other assets:			
State and local government securities	—	—	844
Equity investments	—	—	1,059
Total	<u>\$8,305</u>	<u>\$88,596</u>	<u>\$1,903</u>

Our policy is to recognize transfers into and transfers out of hierarchy levels as of the actual date of the event or change in circumstances that caused the transfer.

The Level 2 marketable securities primarily include state and local municipal securities and variable-rate demand notes. Fair values are based on quoted market prices for similar assets or liabilities or determined using inputs that use readily observable market data that are actively quoted and can be validated through external sources, including third-party pricing services, brokers and market transactions. We review the pricing techniques and methodologies of the independent pricing service for Level 2 investments and believe that its policies adequately consider market activity, either based on specific transactions for the security valued or based on modeling of securities with similar credit quality, duration, yield and structure that were recently traded. We monitor security-specific valuation trends and we make inquiries with the pricing service about material changes or the absence of expected changes to understand the underlying factors and inputs and to validate the reasonableness of the pricing.

Assets measured at fair value on a nonrecurring basis include items such as long-lived assets resulting from impairment, if deemed necessary. There were no material assets measured at fair value on a nonrecurring basis for the fiscal years ended February 1, 2014, February 2, 2013 or January 28, 2012.

12. Stockholders' Equity

Share Repurchase—In November 2012, our Board of Directors authorized a share repurchase program that provided for the repurchase of up to \$22.0 million of outstanding common stock. This program was completed in December 2012. In December 2012, our Board of Directors authorized a stock repurchase program that provided

for the repurchase of up to an additional \$20.0 million of outstanding common stock and \$7.5 million of outstanding common stock was repurchased under that program. In December 2013, the Board of Directors authorized a stock repurchase program that provides for the repurchase of up to \$30.0 million of outstanding common stock. This stock repurchase program replaces the existing stock repurchase program that was authorized in December 2012, which had \$12.5 million remaining of the authorized amount to repurchase shares under that program and was set to expire on February 1, 2014. The current repurchase program is expected to continue through the fiscal year ending January 31, 2015, unless the time period is extended or shortened by the Board of Directors.

The following table summarizes common stock repurchase activity during the fiscal year ended February 1, 2014 (in thousands except average price per repurchased shares):

Number of shares repurchased	839
Average price per share of repurchased shares (with commission)	\$ 22.68
Total cost of shares repurchased	\$19,038

At February 1, 2014, there remains \$14.6 million available to repurchase shares under the current share repurchase program.

Accumulated Other Comprehensive Income (Loss)—The component of accumulated other comprehensive income (loss) and the adjustments to other comprehensive income (loss) for amounts reclassified from accumulated other comprehensive income (loss) into net income is as follows (in thousands):

	Foreign currency translation adjustments	Net unrealized gains (losses) on available-for-sale investments	Accumulated other comprehensive income (loss)
Balance at January 29, 2011	\$ —	\$ (17)	\$ (17)
Other comprehensive income (loss) before reclassifications, net of tax (1)	(19)	199	180
Reclassifications recorded in:			
Other (expense) income, net	—	(46)	(46)
Provision for income taxes	—	18	18
Total reclassifications from accumulated other comprehensive income (loss), net of taxes	—	(28)	(28)
Other comprehensive income (loss), net	(19)	171	152
Balance at January 28, 2012	(19)	154	135
Other comprehensive income (loss) before reclassifications, net of tax (1)	6,040	(79)	5,961
Reclassifications recorded in:			
Other (expense) income, net	—	(141)	(141)
Provision for income taxes	—	55	55
Total reclassifications from accumulated other comprehensive income (loss), net of taxes	—	(86)	(86)
Other comprehensive income (loss), net	6,040	(165)	5,875
Balance at February 2, 2013	6,021	(11)	6,010
Other comprehensive income (loss) before reclassifications, net of tax (1)	(1,231)	(92)	(1,323)
Reclassifications recorded in:			
Other (expense) income, net	—	28	28
Provision for income taxes	—	(5)	(5)
Total reclassifications from accumulated other comprehensive income (loss), net of taxes	—	23	23
Other comprehensive income (loss), net	(1,231)	(69)	(1,300)
Balance at February 1, 2014	<u>\$ 4,790</u>	<u>\$ (80)</u>	<u>\$ 4,710</u>

(1) Other comprehensive income (loss) before reclassifications is net of taxes of \$0.1 million for the fiscal years ended February 1, 2014, February 2, 2013 and January 28, 2012 for both net unrealized gains (losses) on available-for-sale investments and accumulated other comprehensive income (loss). Foreign currency translation adjustments are not adjusted for income taxes as they relate to permanent investments in our international subsidiaries.

13. Equity Awards

General—We maintain several equity incentive plans under which we may grant incentive stock options, nonqualified stock options, stock bonuses, restricted stock awards, restricted stock units and stock appreciation rights to employees (including officers), non-employee directors and consultants.

Stock-Based Compensation—Total stock-based compensation expense is recognized on our consolidated income statements as follows (in thousands):

	Fiscal Year Ended		
	February 1, 2014	February 2, 2013	January 28, 2012
Cost of goods sold	\$ 990	\$1,033	\$1,004
Selling, general and administrative expenses (1)	<u>3,104</u>	<u>4,963</u>	<u>4,299</u>
Total stock-based compensation expense	<u>\$4,094</u>	<u>\$5,996</u>	<u>\$5,303</u>

- (1) Included in stock-based compensation expense recognized in selling, general and administrative expenses for the fiscal year ended February 1, 2014 is a \$0.9 million benefit associated with the reversal of the estimated future incentive payments payable in shares of our common stock associated with the Blue Tomato acquisition.

At February 1, 2014, there was \$6.7 million of total unrecognized compensation cost related to unvested stock options and restricted stock. This cost has a weighted-average recognition period of 1.1 years.

Restricted Stock—The following table summarizes restricted stock activity (in thousands, except weighted-average fair value):

	Restricted Stock	Grant Date Weighted-Average Fair Value	Intrinsic Value (1)
Outstanding at January 29, 2011	<u>592</u>	\$12.55	
Granted	188	\$25.14	
Vested	(221)	\$12.47	
Forfeited	<u>(56)</u>	\$17.01	
Outstanding at January 28, 2012	<u>503</u>	\$16.79	
Granted	154	\$33.98	
Vested	(236)	\$15.21	
Forfeited	<u>(39)</u>	\$24.03	
Outstanding at February 2, 2013	<u>382</u>	\$23.97	
Granted	198	\$25.45	
Vested	(193)	\$19.54	
Forfeited	<u>(26)</u>	\$27.27	
Outstanding at February 1, 2014	<u>361</u>	\$26.91	\$7,763

- (1) Intrinsic value for restricted stock is defined as the market value of the outstanding restricted stock on the last business day of the fiscal year.

The following table summarizes additional information related to restricted stock activity (in thousands):

	Fiscal Year Ended		
	<u>February 1, 2014</u>	<u>February 2, 2013</u>	<u>January 28, 2012</u>
Vest-date fair value of restricted stock vested	\$4,981	\$8,174	\$5,524

Stock Options—The following table summarizes stock option activity (in thousands, except weighted-average exercise price and weighted-average remaining contractual life):

	<u>Stock Options</u>	<u>Grant Date Weighted-Average Exercise Price</u>	<u>Weighted-Average Remaining Contractual Life (in Years)</u>	<u>Intrinsic Value (1)</u>
Outstanding at January 29, 2011	1,118	\$14.86		
Granted	90	\$22.33		
Exercised	(183)	\$ 7.17		
Forfeited	(137)	\$21.45		
Outstanding at January 28, 2012	888	\$16.18		
Granted	55	\$31.79		
Exercised	(74)	\$ 8.53		
Forfeited	(49)	\$20.91		
Outstanding at February 2, 2013	820	\$17.62		
Granted	47	\$24.81		
Exercised	(152)	\$ 6.64		
Forfeited	(24)	\$35.96		
Outstanding at February 1, 2014	691	\$19.86	4.21	\$4,097
Exercisable at February 1, 2014	579	\$18.56	3.46	\$4,070
Vested or expected to vest at February 1, 2014 (2)	685	\$19.80	4.16	\$4,097

(1) Intrinsic value for stock options is defined as the difference between the market price of our common stock on the last business day of the fiscal year and the weighted average exercise price of in-the-money options outstanding at the end of the fiscal year.

(2) Includes outstanding vested options as well as outstanding, non-vested options after a forfeiture rate is applied.

The following table summarizes additional information related to stock option activity (in thousands):

	Fiscal Year Ended		
	<u>February 1, 2014</u>	<u>February 2, 2013</u>	<u>January 28, 2012</u>
Aggregate intrinsic value of stock options exercised	\$3,408	\$1,655	\$3,257
Vest-date fair value of stock options vested	\$2,024	\$4,881	\$3,809

The following table summarizes outstanding and exercisable options by exercise price at February 1, 2014:

Exercise Price	Options Outstanding		Options Exercisable
	Number of Options (in thousands)	Weighted-Average Remaining Contractual Life	Number of Options (in thousands)
Under \$ 10.00	239	3.1	239
\$ 10.01-\$ 20.00	125	4.7	115
\$ 20.01-\$ 30.00	178	5.0	95
\$ 30.01-\$ 40.00	<u>149</u>	3.9	<u>130</u>
Total	<u>691</u>		<u>579</u>

Employee Stock Purchase Plan—We offer an Employee Stock Purchase Plan (the “ESPP”) for eligible employees to purchase our common stock at a 15% discount of the lesser of fair market value of the stock on the first business day or the last business day of the offering period, subject to maximum contribution thresholds. The number of shares issued under our ESPP was less than 0.1 million for each of the fiscal years ended February 1, 2014, February 2, 2013 and January 28, 2012.

14. Income Taxes

The components of earnings before income taxes are (in thousands):

	Fiscal Year Ended		
	February 1, 2014	February 2, 2013	January 28, 2012
United States	\$71,288	\$75,054	\$62,794
Foreign	<u>676</u>	<u>(4,775)</u>	<u>(1,105)</u>
Total earnings before income taxes	<u>\$71,964</u>	<u>\$70,279</u>	<u>\$61,689</u>

The components of the provision for income taxes are (in thousands):

	Fiscal Year Ended		
	February 1, 2014	February 2, 2013	January 28, 2012
Current:			
Federal	\$22,925	\$24,002	\$17,013
State and local	3,544	4,689	3,884
Foreign	<u>525</u>	<u>1,054</u>	<u>—</u>
Total current	<u>26,994</u>	<u>29,745</u>	<u>20,897</u>
Deferred:			
Federal	629	551	3,358
State and local	74	(370)	83
Foreign	<u>(1,681)</u>	<u>(1,811)</u>	<u>—</u>
Total deferred	<u>(978)</u>	<u>(1,630)</u>	<u>3,441</u>
Provision for income taxes	<u>\$26,016</u>	<u>\$28,115</u>	<u>\$24,338</u>

The reconciliation of the income tax provision at the U.S. federal statutory rate to our effective income tax rate is as follows:

	Fiscal Year Ended		
	<u>February 1, 2014</u>	<u>February 2, 2013</u>	<u>January 28, 2012</u>
Expected U.S. federal income taxes at statutory rates	35.0%	35.0%	35.0%
State and local income taxes, net of federal effect	3.3	4.4	4.1
Other	<u>(2.2)</u>	<u>0.6</u>	<u>0.4</u>
Effective tax rate	<u>36.1%</u>	<u>40.0%</u>	<u>39.5%</u>

The components of deferred income taxes are (in thousands):

	<u>February 1, 2014</u>	<u>February 2, 2013</u>
Deferred tax assets:		
Deferred rent	\$ 16,779	\$ 15,989
Employee benefits, including stock based compensation	5,967	5,915
Accrued liabilities	2,507	1,768
Net operating losses	2,045	846
Inventory	672	943
Other	<u>1,251</u>	<u>871</u>
Total deferred tax assets	<u>29,221</u>	<u>26,332</u>
Deferred tax liabilities:		
Property and equipment	(19,937)	(18,233)
Goodwill and other intangibles	(7,463)	(6,965)
Other	<u>(543)</u>	<u>(543)</u>
Total deferred tax liabilities	<u>(27,943)</u>	<u>(25,741)</u>
Valuation allowance	—	(417)
Net deferred tax assets	<u>\$ 1,278</u>	<u>\$ 174</u>
Reported as:		
Current deferred tax assets	\$ 5,194	\$ 3,885
Long-term deferred tax assets (included in long-term other assets) . . .	733	1,846
Current deferred income tax liabilities (included in other liabilities) . .	—	(13)
Long-term deferred tax liabilities	<u>(4,649)</u>	<u>(5,544)</u>
Net deferred tax assets	<u>\$ 1,278</u>	<u>\$ 174</u>

At February 1, 2014 and February 2, 2013, we had deferred tax assets related to foreign net operating loss carryovers that could be utilized to reduce future years' tax liabilities, totaling \$2.0 million and \$0.8 million. The net operating loss carryovers have an indefinite carryforward period and currently will not expire.

At each reporting date, we consider new evidence, both positive and negative, that could impact our view with regards to future realization of deferred tax assets. During the fiscal year ended February 1, 2014, we reversed the valuation allowance previously recorded on the deferred tax assets based on our reassessment of the amount of the deferred tax assets that are more likely than not to be realized. At February 2, 2013, we had a valuation allowance of \$0.4 million, which was primarily related to net operating losses and other deferred tax assets of foreign subsidiaries. The net change in the total valuation allowance was a decrease of \$0.4 million and an increase of \$0.1 million for the fiscal years ended February 1, 2014 and February 2, 2013.

At February 1, 2014, the gross amount of unrecognized tax benefits was \$0.3 million, of which \$0.2 million would affect the effective tax rate if recognized. We did not have unrecognized tax benefits at February 2, 2013. The unrecognized tax benefits at February 1, 2014 are primarily related to state income tax positions. Over the next twelve months, we do not anticipate any significant changes to unrecognized tax benefits.

We file income tax returns in the U.S. federal jurisdiction and various state and foreign jurisdictions. Our U.S. federal income tax returns are no longer subject to examination for years before fiscal 2010, with few exceptions, we are no longer subject to U.S. state examinations for years before fiscal 2009 and we are no longer subject to examination for all foreign income tax returns before fiscal 2008.

15. Earnings per Share, Basic and Diluted

The following table sets forth the computation of basic and diluted earnings per share (in thousands, except per share amounts):

	Fiscal Year Ended		
	February 1, 2014	February 2, 2013	January 28, 2012
Net income	\$45,948	\$42,164	\$37,351
Weighted average common shares for basic earnings per share	29,810	30,742	30,527
Dilutive effect of stock options and restricted stock	396	531	592
Weighted average common shares for diluted earnings per share	<u>30,206</u>	<u>31,273</u>	<u>31,119</u>
Basic earnings per share	<u>\$ 1.54</u>	<u>\$ 1.37</u>	<u>\$ 1.22</u>
Diluted earnings per share	<u>\$ 1.52</u>	<u>\$ 1.35</u>	<u>\$ 1.20</u>

Total anti-dilutive common stock options not included in the calculation of diluted earnings per share were 0.2 million, 0.2 million and 0.3 million for the fiscal years ended February 1, 2014, February 2, 2013 and January 28, 2012.

16. Related Party Transactions

We committed charitable contributions to the Zumiez Foundation of \$0.7 million for each of the fiscal years ended February 1, 2014, February 2, 2013 and January 28, 2012. We have accrued charitable contributions payable to the Zumiez Foundation of \$0.6 million at February 1, 2014 and February 2, 2013. The Zumiez Foundation is a charitable based nonprofit organization focused on meeting various needs of the under-privileged. Our Chairman of the Board is also the President of the Zumiez Foundation.

17. Segment Reporting

The following table is a summary of product categories as a percentage of merchandise sales:

	Fiscal Year Ended		
	February 1, 2014	February 2, 2013	January 28, 2012
Men's Apparel	33%	34%	33%
Footwear	22%	23%	24%
Accessories	19%	19%	20%
Hardgoods	13%	11%	11%
Junior's Apparel	12%	11%	10%
Other	1%	2%	2%
Total	<u>100%</u>	<u>100%</u>	<u>100%</u>

The following tables present summarized geographical information (in thousands):

	Fiscal Year Ended		
	<u>February 1, 2014</u>	<u>February 2, 2013</u>	<u>January 28, 2012</u>
Net sales (1):			
United States	\$644,362	\$618,958	\$549,272
Foreign	<u>79,975</u>	<u>50,435</u>	<u>6,602</u>
Total net sales	<u>\$724,337</u>	<u>\$669,393</u>	<u>\$555,874</u>
		<u>February 1, 2014</u>	<u>February 2, 2013</u>
Long-lived assets:			
United States		\$111,595	\$103,966
Foreign		<u>18,092</u>	<u>13,013</u>
Total long-lived assets		<u>\$129,687</u>	<u>\$116,979</u>

- (1) Net sales are allocated based on the location in which the sale was originated. Store sales are allocated based on the location of the store and ecommerce sales are allocated to the U.S. for sales on www.zumiez.com and to foreign for sales on www.blue-tomato.com.

18. Subsequent Event

On March 12, 2014, the Board of Directors authorized a stock repurchase program that provides for the repurchase of up to \$30.0 million of outstanding common stock through the fiscal year ending January 31, 2015. This stock repurchase program is in addition to our existing stock repurchase program that was authorized in December 2013. Under the stock repurchase program, we can purchase shares of common stock through open market transactions at prices deemed appropriate by management including pursuant to share repurchase plans under SEC Rule 10b5-1. The timing and amount of repurchase transactions under this program will depend on market conditions and corporate and regulatory considerations. The purchases will be funded from available working capital.

EXHIBIT INDEX

- 2.1 Share Purchase Agreement, dated June 18, 2012, by and between Gerfried Schuller, Alexander Zezula and Eff zwanzig Beteiligungsverwaltung GmbH [Incorporated by reference to Exhibit 2.1 to the Form 8-K filed by the Company on July 10, 2012]
- 3.1 Articles of Incorporation. [Incorporated by reference to Exhibit 3.1 to the Company's Registration Statement on Form S-1 (file No. 333-122865)]
- 3.2 Bylaws. [Incorporated by reference to Exhibit 3.1 to the Company's Current Report on Form 8-K filed on August 25, 2008]
- 4.1 Form of Common Stock Certificate of Zumiez Inc. [Incorporated by reference to Exhibit 4.1 to the Company's Registration Statement on Form S-1 (file No. 333-122865)]
- 10.6 Zumiez Inc. 2004 Stock Option Plan. [Incorporated by reference to Exhibit 10.6 to the Company's Registration Statement on Form S-1 (file No. 333-122865)]
- 10.8 Zumiez Inc. 2005 Employee Stock Purchase Plan. [Incorporated by reference to Exhibit 10.8 to the Company's Registration Statement on Form S-1 (file No. 333-122865)]
- 10.9 Form of Indemnity Agreement between Zumiez Inc. and each of its officers and directors. [Incorporated by reference to Exhibit 10.9 to the Company's Registration Statement on Form S-1 (file No. 333-122865)]
- 10.10 Limited Liability Company Agreement of Zumiez Holdings LLC. [Incorporated by reference to Exhibit 10.10 to the Company's Registration Statement on Form S-1 (file No. 333-122865)]
- 10.12 Equity Purchase Agreement with Gerald R. Anderson, Brandon C. Batton, AC Fast Forward LLC and AC Fast Forward Mgt., LLC dated May 16, 2006. [Incorporated by reference to Exhibit 10.12 to the Company's Quarterly Report on Form 10-Q for the period ended July 29, 2006 as filed on September 12, 2006]
- 10.13 Lease Agreement between Merrill Creek Holdings, LLC and Zumiez Inc. dated October 2, 2006. [Incorporated by reference to Exhibit 10.13 to the Company's Form 8-K filed on October 4, 2006]
- 10.15 Zumiez Inc. 2005 Equity Incentive Plan, as amended and restated effective May 27, 2009. [Incorporated by reference from Exhibit 10.15 to the Form 8-K filed by the Company on June 1, 2009]
- 10.17 Purchase and Sale Agreement and Joint Escrow Instructions with Railroad Street Land Holdings, LLC dated February 18, 2010. [Incorporated by reference from Exhibit 10.17 to the Form 8-K filed by the Company on February 22, 2010]
- 10.18 Credit Agreement, including Revolving Line of Credit Note, with Wells Fargo Bank, N.A. dated August 29, 2011. [Incorporated by reference from Exhibit 10.18 to the Form 8-K filed by the Company on August 31, 2011]
- 10.19 Amended Credit Agreement with Wells Fargo Bank, N.A. dated June 14, 2013. [Incorporated by reference from Exhibit 10.19 to the Form 8-K filed by the Company on June 19, 2013]
- 21.1 Subsidiaries of the Company.
- 23.1 Consent of Moss Adams LLP, Independent Registered Public Accounting Firm.
- 31.1 Certification of the Principal Executive Officer pursuant to Rule 13a-14(a)/15d-14(a) of the Securities Exchange Act of 1934, as amended, as adopted pursuant to Section 302 of the Sarbanes-Oxley Act of 2002.
- 31.2 Certification of the Principal Financial Officer (Principal Accounting Officer) pursuant to Rule 13a-14(a)/15d-14(a) of the Securities Exchange Act of 1934, as amended, as adopted pursuant to Section 302 of the Sarbanes-Oxley Act of 2002.
- 32.1 Certifications of the Principal Executive Officer and Principal Financial Officer (Principal Accounting Officer) pursuant to Section 906 of the Sarbanes-Oxley Act of 2002, 18 U.S.C. Section 1350.

101 The following materials from Zumiez Inc.'s Annual Report on Form 10-K for the annual period ended February 1, 2014, formatted in XBRL (eXtensible Business Reporting Language):
(i) Consolidated Balance Sheets at February 1, 2014 and February 2, 2013; (ii) Consolidated Statements of Income for the fiscal years ended February 1, 2014, February 2, 2013 and January 28, 2012; (iii) Consolidated Statements of Comprehensive Income for the fiscal years ended February 1, 2014, February 2, 2013 and January 28, 2012; (iv) Consolidated Statements of Changes in Shareholders' Equity for the fiscal years ended February 1, 2014, February 2, 2013 and January 28, 2012; (v) Consolidated Statements of Cash Flows for the fiscal years ended February 1, 2014, February 2, 2013 and January 28, 2012; and (vi) Notes to Consolidated Financial Statements.

Copies of Exhibits may be obtained upon request directed to the attention of our General Counsel and Corporate Secretary, 4001 204th Street SW, Lynnwood, Washington 98036, and are available at the SEC's website found at www.sec.gov.

